

Fat Fenders Flyer

October 2007



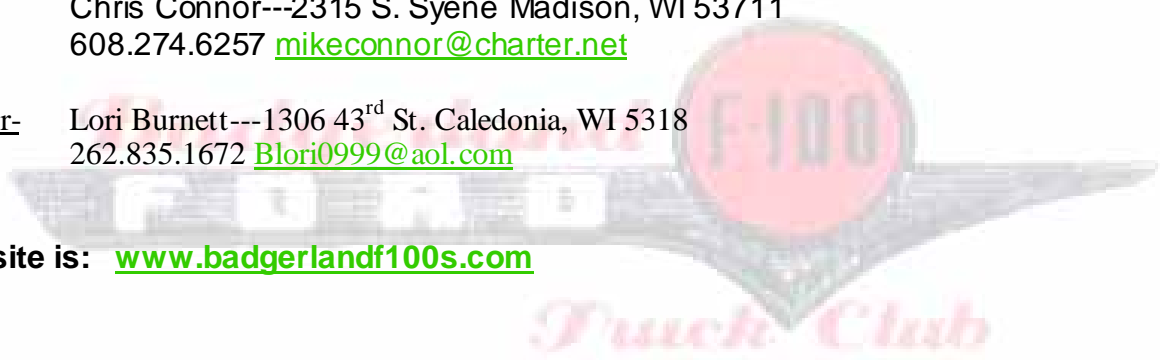
Badgerland F100 Truck Club
COLLIER BURNETT
1306 43rd St
Caledonia, WI 53108

"Badgerland F-100's Truck Club" Honoring Trucks From 1948-1972

Your Current Officers

<u>President</u>	Mike Connor---2315 S.Syene Rd. Madison, WI 53711 608.274.6257 mikeconnor@charter.net
<u>Vice President</u>	Dave Farmer---205 N. Marietta St. Verona, WI 53593 608.845.6104 Farm48@merr.com
<u>Secretary</u>	Rick Pribbenow---206 Maple Street Sauk City, WI 53583 608.643.2544 riknroz@charter.net
<u>Treasurer/Membership</u>	Chris Connor---2315 S. Syene Madison, WI 53711 608.274.6257 mikeconnor@charter.net
<u>Newsletter Editor-</u>	Lori Burnett---1306 43 rd St. Caledonia, WI 5318 262.835.1672 Blori0999@aol.com

The Club website is: www.badgerlandf100s.com



In this issue of your newsletter:

- Pg. 3- ----- Where the next meeting will be held.
- Pg. 4,5,6-----October meeting minutes along with pictures from the meeting.
- Pg. 7&8-----"In the Garage"
- Pg. 9 -----Dash to the Dells Door Prize Vendors
- Pg. 10 -----Club News, Upcoming Meetings and Shows and Club Birthdays
- Pg. 11-----Items for Sale, Advertisements
- Pg. 12-----Advertisements

THE NEXT MEETING WILL BE.....

at Bill and Lisa Watkin's house. We will meet there at 12:00pm on November 18th. The Watkins' ask that you please bring a dish to pass, your beverage of choice and chairs to sit on. Their address is: W9542 Rat Hollow Road, Argyle, WI. Should you get lost, the phone number is (608) 543-9660.

Directions:

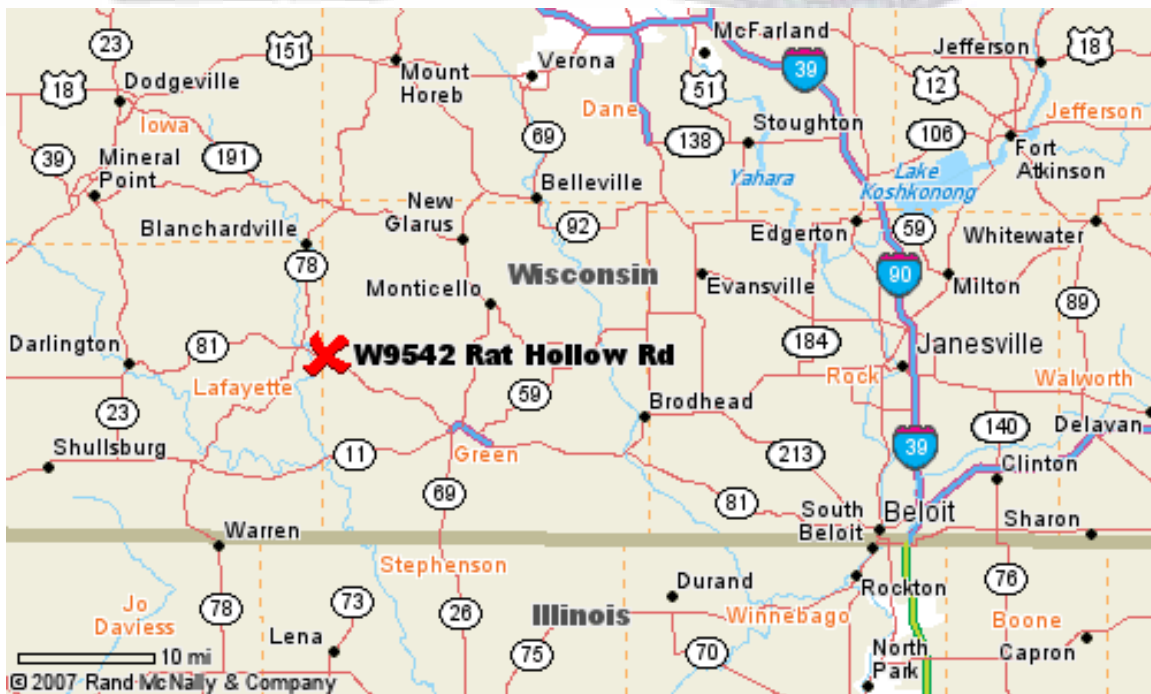
From Madison: Take Hwy 151 south to Hwy 69 at Verona. Go south on Hwy 69 to Monroe. From Monroe, go west on Hwy 81 almost to Argyle and turn right on Rat Hollow Road. If you pass County Hwy C, you went too far.

From Beloit: Take Hwy 81 west almost to Argyle and turn right on Rat Hollow Road. If you pass County Hwy C, you went too far.

From Janesville: Take Hwy 11 west to Hwy 81 west at Monroe almost to Argyle and turn right on Rat Hollow Road. If you pass County Hwy C, you went too far.

From Spring Green: Take Hwy 23 south to Darlington. Then go east on Hwy 81 through Argyle and pass County Hwy C, then turn left on Rat Hollow Road.

From Illinois: Take Hwy 81 west out of Beloit almost to Argyle and turn right on Rat Hollow Road. If you pass County Hwy C, you went too far.



October Meeting Minutes

The October meeting was held at Festge Park, Cross Plains, WI. We had a great turn out for the fall color cruise. We met at the home of Dave and Julie Farmer in Verona, WI at 12:30. From there, Mike and Chris Connor led 9 trucks, 14 adults and 2 children on a fall color cruise through Verona and onto some winding scenic and colorful back roads to a place called Riley Tavern. There we stopped to enjoy some lunch, hospitality and conversation before more cruising through Wisconsin's colorful back roads. We arrived at our meeting destination, Festge Park, atop a large hill overlooking vast farmland and Salmo Pond.

The meeting was called to order at 3:00pm.

Reports from Officers

Secretary: Rick Pribbenow reported that no September meeting was held due to Dash to the Dells 18.

Treasurer: Chris Connor went over the status of our account. Seems our only significant expense of late was the \$200.00 spent on tires for the valve cover trailer.

New Members: Chris stated that 1 new member joined at Dash 18. Our newest member is Gilbert Arroyo of Greenfield, WI and he owns a 1953 F100. Welcome Gilbert!

Vice President: Dave Farmer stated that Dash 18 was a great, rousing show (be nice to Dave for future artwork opportunities).

President: Mike Connor called for any old business to be discussed.

Old Business

Dash 18:

Lori Burnett stated we had 75 registrations for Dash 18. Jeff Burnett agreed that a door prize list of names will be printed in the newsletter. As usual, we were initially low on door prizes, but many people came through at the end so that we had enough for the show. Jeff noted that he needs 85 "Thank You" letters to send out. Mike Connor will be taking care of any others Jeff did not have. A question was raised about who should get framed "Thank You" letters. It was agreed upon that any donations \$100.00 or larger will get frames. The club asks that we locate some nice but less expensive frames. Mike will get with Jeff to determine how many are needed for this year.

Chris Connor stated that all bills are in with the exception of the porta-potties and whatever amount we spend on the "Thank You" letters. She stated we may be slightly in the red after paying all the expenses. She stated that we saved money on some items, but the cost of several other items was more expensive this year. We also spent some money on the cruise for the first time this year to rent the race track. So far, we are about at a break-even point.

Mike Connor said "Thank You" to all who helped with Dash 18. Thanks to all the people who stepped up to help with the food and helped clean up. He then asked if there were any comments on Dash 18-especially the cruise and Dells Raceway Park. Everyone heard all positive comments on Dash 18-super positive on the race track!

Mike asked if there was any more old business. Dave Farmer talked about club shirts and that we should pick a style of shirts we like. Suggestions are polo, pockets, short sleeve, buttons, and denim, just to name a few. Dave will have something ready for the next meeting-order form/styles sheet (please keep in mind that costs are more reasonable when ordered in bulk). He suggested trying to pick 4-5 styles to keep these affordable.

Jeff Burnett brought up again the possibility of changing our show location as early as Dash 19. The club originally voted that the earliest we would change the location of the show was Dash 20. This was discussed again as well as the possibilities of Great Wolf Lodge as the next spot. There was concern over whether the parking and show area would be private enough and large enough. Jeff Burnett and the officers will coordinate a time to meet with the Great Wolf Lodge personnel so we can view the property and go over the amenities, etc.

Mike asked for any other old business-none. Mike then asked for any new business items.

New Business

Chris Connor received a letter from the IRS stating the regulations have changed on our type of business, meaning we may have to file a tax form from now on.

Dave Farmer is looking into possibilities of where to hold the Christmas Party.

It was brought up as a suggestion to hold the Winter Banquet at the same place as last year-the Prairie du Sac Town Hall. Rick will check into renting the facility once again as everyone expressed this was a good fit for the club. Suggestions for the meal this time from Dave and Julie Farmer is to have some kind of taco bar or tacos and still bring dishes to pass so we have alternative foods. Dave and Julie volunteered to host once again. Thank you.

Mike asked about a November meeting place. Some suggestions were made for Buck's or Bill Watkins.

Mike told us of some sad news – Club member Greg Masters' girlfriend Connie was killed in a truck accident on Friday, October 19. Our condolences, thoughts and prayers go out to Greg and Connie's families. A motion was made to send a memorial from the club. Mike asked Rick if he could post Greg's address and email address ASAP in an email so people can send cards or condolences to Greg.

Lastly, Mike read a letter from B.J. from Show Me F100's newsletter about donating door prizes to other clubs. It was stated that each club should help one another to promote each club's show. The Show Me F100's donated free registrations to their 2008 show, as door prizes to our show, which was greatly appreciated.

Motion to close by Bunny Burnett, seconded by Rita Johnson.

Meeting was adjourned at 3:45pm.

The fall color cruise then continued on throughout the countryside (what beautiful colors) and ended at "Rookies" on highway 14 just east of Mazomanie. We arrived just in time for the last 25 laps of the Nextel race. After some hospitality and conversation, everyone went their separate ways. What a fun day!

Photos from the October Cruise Meeting



Checking out Famer's new motor.



Lady parks under Rob's truck boom.



F100 Fall color cruise trucks.



Getting the meeting started.



During the meeting at Festge Park.



In the Garage

Fellow members:

It's that time of year again! You know that white stuff is coming soon so I have compiled a few tips for storage of your trucks. I hope all or part of this will help you.

Find a storage place

Find a good clean, dry, secure location to store your truck, like a truck cave (garage). A garage/storage area with a concrete floor is ideal. Once your truck is ready to be put into storage, you must prepare the storage area. First step will be to sweep the floor and clean all around. After the garage/storage area is clean, lay down a plastic sheet where you will be parking your truck. The reason you should have a plastic sheet is to prevent fluid transfers in both directions-prevent moisture from rising from below the truck, and prevent vehicle fluids from staining the cement.

Interior

Clean the interior thoroughly. Clean the glass, vacuum the truck, dig in between the seats to see what's there, and get into all the nooks and crannies. Why? Well there's no time like the present and besides, when spring comes along, you want to be able to drive your truck, not scrub it. Make sure everything is clean and when you're done, put in some cheap dryer sheets-something you like the smell of. I wouldn't recommend using mothballs since the smell is hard to get rid of.

Exterior

Wash and wax your truck to provide an extra layer of protection for your paint.

Seal any openings

Seal up the exhaust tips to prevent any corrosion inside the system, but more importantly, to keep mice, bugs, and other pests out. Make sure all windows, vents, and any other openings that may exist are closed. You don't want your vehicle to become a winter home to unwanted pests so seal everything up and periodically check under, in, and around your truck to make sure nothing has found a new winter home. The only thing worse than finding a rodent in your truck, is finding him after he's been in there for a few months.

Gas and Oil

Change the oil and filter so that no contaminants are left behind. Add fuel stabilizer to your gas prior to filling the tank so that it mixes well. Run the engine long enough so that the stabilized gas makes it through the entire fuel system. Topping up your tank will help to prevent corrosion and adding a stabilizer will make sure your gas remains gas and doesn't turn into gunk.

Get ready to store

When all maintenance and cleaning items have been done, you are now ready to position the truck for storage. Start by parking the truck on the plastic sheet. The reason you should have a waterproof sheet is to prevent fluid transfers in both directions-prevent moisture from rising from below the truck, and prevent vehicle fluids from staining the cement. The next step will be to plug the tailpipe(s) with steel wool. This will prevent rodents and other critters from using your exhaust system as a winter home. Depending on your vehicle's intake system, you should also plug any remaining orifices with steel wool. Do not set the parking brake as the brake pads could become fused to the rear drums/rotors over the winter. Next, remove the vehicle's battery or turn off power with a battery shut-off.

Continued on next page

In the Garage - continued

Cover your vehicle

Cover your vehicle with a quality truck cover that allows air to circulate. Plastic sheeting is not recommended as it keeps moisture in and can stick to your paint. A good truck cover will protect your truck from dust, scratches, and ultraviolet light. The ideal truck cover for garage storage will be permeable material that breathes, not a tarp and somewhat thick. There are a large number of aftermarket truck covers available - don't go cheap-it will protect your investment!

That's it! You're done. Now comes the worst part - the waiting. After a long 5-6 months, your truck will be ready to run free once again.

Don't forget about your truck over the winter

Periodically check on your vehicle to make sure it's safe and secure. Check underneath, under the hood, and inside for fluid leaks or unwanted guests. Putting your vehicle away for the winter accomplishes one objective - preserving your truck and your investment. Take the time to do it properly. You'll be glad you did.

Reminder...

Check your insurance and be sure your truck is covered. Your insurer should know the value of the truck and if the truck is kept at a separate storage facility. Take current pictures of the vehicle.

Remember, your club members are a great source for information, locating parts or a helping hand. Call one sometime. You'll be glad you did!

See you down the road!

Rick Pribbenow



Dash 18 Door Prize List of Names

A1 Transmissions-Madison	Heidt's Hot Rod Shop
Air Ride Technologies	Holmes Tire-Madison
American Auto Wire	Ididit Inc
AMS-Madison	K & N Engineering
Auto Custom Carpets	Kimball Midwest
Auto Krafters	Lincoln Electric
Backyard Buddy	LMC Trucks
Bitchin Products	Mac's Antique Auto Parts
Blue Chip Streetrods	Master Power Brakes
Body Shop Supply-Madison	Meguiars Wax
Borgeson Mullins	Mid Fifty F-100 Parts
Bucket of Bolts	Middleton Ford
C & G Early Ford Parts	Mr. Gasket Performance Group
Car Craft	National Parts Depot
Classic Performance Products	Napa
Cyberdyne	Napa Greenway- Madison
Dakota Digital	Painless Wiring
Dennis Carpenter	Parr Automotive
Eaton Detroit Spring Inc	Pat Ford Promotions
Eastwood Company	Pomps Tire-Madison
Edelbrock Corporation	Richards Stuff
Englehart-Madison	Specialty Power Windows
Express Automotive-Madison	Speedway Motors
Fatman Fabrications	Summit Racing Equipment
Flowmaster	Transgo Performance
Ford Racing	Wardlow Kustom Masks
Gardner-Wescott Co	Yogi's
Grant Products	Arlen Olsen (Back To The 50's Artist)

The following Club Members also donated items:

Greg Masters
Mike Connor
Ruthanne Koeshall courtesy of her business *Racing Collectibles*
Bill Burnett
Jeff Burnett
Bill Watkins and Randy Martin courtesy of their business *Classic Auto Products LLC*
Wally Zien
Dave Farmer
Michigan Rick
Floyd Johnson
Rick Linskens
Mark Favor
Greg Schneider
Bruce Boerdner

Club News

Here is an email that I received from Greg and wanted to pass it on to everyone.

Dear Friends,

during our time of disbelief and sorrow, it has been comforting to Connie's family and me to know how much our friends care Her family was overwhelmed by your compassion These old Ford trucks have brought us together but as we all know, it is the friendships that keep us together Most people outside of our hobby don't realize that until times like this. Thanks for being there for us.

Eternally grateful, Greg Masters

Upcoming Meetings and Shows

Upcoming Meetings

November: Bill and Lisa Watkins on November 18th

January: How about you? You don't have to have it at your house. We could cruise from your house to someplace around your home.

Upcoming Truck and Car shows

You may also go to the following website for more show locations: www.olderide.com/events/wisconsin.html

Editor's Note: If you know of shows in the area and would like to let your fellow members know, let me know and I will put the information in the newsletter.

Birthdays for November...

Leni Bitter	November 2
Trevor Rush	November 10
Mallory Favor	November 11
Jan Guthrie	November 15
Rachel Hilgers	November 18
Buck Guthrie	November 18
Dustyn Brown	November 19
Jeremy Mc Dermott	November 20
Jason Mc Dermott	November 20
David Mc Dermott	November 21
Nola Jackson	November 22
Lisa Linskens	November 24

Trucks/Cars for Sale

- ✎ 1979 Cordoba, 2 door hardtop, gold vinyl top, power steering, brakes and automatic. A/C not working. 45,000 miles. \$2,000.00 firm. Call Bill Burnett at 262-878-2672 **expires 10/07**
- ✎ '65 F-350 one ton dually. 6cyl 4-speed, 10 ft flat bed. Tennessee truck. Runs but needs brake work. \$750 OBO (Must sell too many trucks!) Scott Jackson 309-394-2436. **expires 10/07**
- ✎ '65 C-700 (Cab-over) COE car or truck hauler. 361 industrial engine, 5-speed, 2-speed rear end. Runs, but needs brake work. \$750 OBO. Scott Jackson 309-394-2436. **expires 10/07**
- ✎ 1955 Ford F100: rebuilt from the frame up since 1995. Automatic on the floor, no power steering and no power brakes. All original gages. Engine powered by a Lincoln 400 with a C6 transmission. Engine and transmission color is pink. Call Judy at 715-612-3685 Asking \$7000.00 or best offer. **Paid ad expires 10/07**

Parts Wanted

- ✎ 1954 F100 Front fenders, running boards and a seat. Call Floyd Johnson at 608-654-5990



Wood & Parts

Manufacturer and Supplier of Parts for Customizing and Restoring Your Pickup

- Specializing in bed wood, steel and stainless skid strips, bolt sets and finishing supplies.
- Reproduction bed sides, front panels, tailgates and covers, roll pans, crossmembers, box angles, etc.
- Fiberglass front and rear fenders and running boards.

Send for your **NEW COLOR** catalog - \$4.00

BRUCE HORKEY'S WOOD & PARTS
Dept. B, 46284 440th St., Windom, MN 56101
507-831-5625 • Fax 507-831-0280
woodandparts@yahoo.com

'28-'04 Ford
'54-'04 Chevy-GMC
'59-'04 Dodge

Award Winning Hardwood and Stainless Floors



A big Thank You to Bruce Horkey for his continuing support of our club
and
“Dash to the Dells 18
&
4th Unofficial Panel Nationals”



Big Brakes At No Extra Cost!

You get the trick look of polished A arms and eliminate the need for strut rods. Compare this package with brands which cost hundreds more. Proven quality now made better. Still just \$1695!



Easiest System To Adjust!

The ultimate Mustang II IFS just got better! Polished stainless A-arms, pro style shock towers and genuine Camaro coilovers. There's NO other comparable deal at just \$1995 hub-to-hub!



Compressor Systems Available

Fat man Air Ride IFS features our new polished stainless A arms and genuine AirRide Technologies components. Shocks included. There's NO better air ride deal at \$1995 hub-to-hub!



Our stage V system incorporates the newest AirRide Technologies ShockWave 9000 aluminum air springs and HAL shocks for the ultimate in comfort and ride height adjustability. Call for specific applications. Starting from \$2595

Stage II, III, IV & V Truck Kits For:
 '25-'78 Ford '34-'87 Chevy/BMC
 '33-'04 Dodge Studebaker International And More!

3 Fat Man Catalog



For 3 Fat Man Catalog
 800-243-8888
 704-545-0369
 Charlotte, North Carolina 28207

Stage II

Stage III

Stage IV

Stage V

Wow! Polished Stainless For The Price Of Plain Steel?

Oh Yeah!

No Kidding-

Only your friends at Fat Man could figure out a way - not only to economically produce these beautiful fully polished upper and lower control arms - But also - pass along the savings to YOU!

One Piece No Welds!

Stage II Coil Spring Plate (Excludes Fat Man Overthane Spring Seat!)

Stage III Coil Over Spring or Shock Wave Plate

Stage IV AirRide Plate

Now, Every Fat Man Hub-To-Hub Suspension And Complete Chassis Includes These Polished Control Arms, All Stainless Steel Bolts And Plated Cross Shafts At No Additional Cost.

Bolt-In '60-'87 Chevy

Get a 4" to 6" drop without ground clearance problems common with lowered stock suspension! Narrows track by 2" for better tire clearance! Kits include unique Fat Man Mustang II crossmember and our tubular upper control arms. Uses stock Mustang II lower A-arms or our optional custom tubular arms.



Bolt In Kit \$829

Bolt In Kits Available For:
 '60-'82 Chevy/BMC
 '63-'72 Chevy/BMC
 '73-'87 Chevy/BMC

Tubular Lower A-arms \$280

Call About Steel Brake Kits!

Subframe Tubular Arms

Give your GM subframed truck that nice "tucked in" look with our unique tubular A-arms. Available in narrowed or stock widths for '67-'81 Camaro, '64-'77 Chevelle, and '68-'79 Nova subframes. Set of four with ball joints and bushings just \$749.

Narrowed or Stock!



We also have 2-inch dropped spindles for the these cars and subframes:


'66-'67 Chevy From \$160
 '68-'68 Chevy From \$180
 '62-'79 Nova From \$180
 '64-'87 Chevelle From \$180
 '67-'81 Camaro From \$180
 Volare/Corolla From \$180

These spindles require use of disk brakes - And we can provide that!

Complete New Truck Chassis

Jig Built For Precision Fit - All New Materials

If your of classic truck has been "a little over used", the best move you can make is slipping an all new Fat Man chassis under it. If you are piecing together a hot rod truck, a complete Fat Man Fat Man chassis will make the process faster and more enjoyable. We can supply a nice "roller" chassis starting at \$5395 depending on equipment and accessories.



'00-'00 Ford F-100
 '01-'00 Ford F-100
 '02-'00 Chevy/GMC

\$2,495.00 for fully welded bare frame

704-545-0369

Mon-Thurs 9am-5pm EST Fri-Sat 12 noon



FAT MAN FABRICATIONS

www.fatmanfab.com

