

# F at F enders F lyer

APRIL 2017



Badgerland F100's Truck Club

Honoring trucks from 1948-1972

**The Club Website is:** [www.badgerlandf100s.com](http://www.badgerlandf100s.com)  
**Facebook Page under:** Badgerland F-100's Truck Club

**President:** Mike Connor – 2315 S. Syene Road, Madison, WI 53711  
Phone (608) 513-4856 [mikesfine56@gmail.com](mailto:mikesfine56@gmail.com)

**Vice President:** Mike Sonn - 4804 McKenna Road, Monona, WI 53716  
Home (608) 221-3524 [fat\\_fenders@yahoo.com](mailto:fat_fenders@yahoo.com)

**Secretary:** Jean Hilgers - 2411 Church Street, Cross Plains, WI 53528  
(608) 798-4331 [goeers88@gmail.com](mailto:goeers88@gmail.com)

**Treasurer:** Chris Connor – 2315 S. Syene Road, Madison, WI 53711  
Phone (608) 274-6257 [mikesfine56@gmail.com](mailto:mikesfine56@gmail.com)

**Newsletter Editor:** C.L.Rogers, Sr. 48 N. Madison St., Evansville, WI 53536  
Phone (608) 575-0426 [clrogers@charter.net](mailto:clrogers@charter.net)

**In this month's newsletter:**

Page 3-5	Club Meetings & Functions
Page 5-7	Car & Truck Shows/Swap Meets, Birthdays
Page 8-10	The VP Says, Pictures from Winter Banquet
Page 11-14	What Are You Working on?
Page 15-16	For Sale/Wanted
Page 17	Smoken Pig Express
Page 18	Bruce Horkey's Wood & Parts
Page 19	Fatman Fabrications

**From the Editor:**

The newsletter **really needs your contributions** to make it interesting and informative for all our members. If you have a truck project, photos, or a "how to" article you would like to share, please send it the editor. Also, send for sale or want ads, car/truck show dates, birthdays or events to the newsletter editor. Try to get them to him before the 1st of the month so they will be in that month's newsletter.

Chuck Rogers, 48 N. Madison St., Evansville, WI 53536 or email them to [clrogers@charter.net](mailto:clrogers@charter.net)

# Club Meetings/Functions:

## MARCH MEETING

### Meeting Minutes: Annual Winter Banquet

The March meeting and annual Winter Banquet was held on Saturday March 11<sup>th</sup> at the Kalscheur Park Community Center in Pine Bluff WI. Present were 24 adults, two children and no trucks. Thanks to Paul and Jean Hilgers for making the arrangements for the site which was very nice, and thanks to Dave and Julie Farmer for preparing the meat for the delicious meal. Thanks to all who brought food and helped prepare and clean up.

**Presidents Report:** Meeting was called to order at 1:47pm by President Mike Connor.

**Vice Presidents Report:** Dave Farmer gave a thanks to all for coming and best wishes for a great year ahead.

**Treasurers Report:** Chris Connor read the balance of the club checking account. She passed around the Financial Statement summary from 2016 and noted that the club had a loss in 2016 on the show. This was followed by a discussion which included various view points on the significance of the amount of loss. Consensus was that it was nothing to prevent us from continuing the show. Several different ideas were presented as possible measures to save money in the future. These included reducing mailings on registrations, cutting back on the amount of food served at lunchtime during the Dash show, not putting money out on larger door prizes and as noted previously, scaling back on the quantity and variety of shirts for the Dash.

**Membership:** No new members but Craig and Deb Kragenbrink have become lifetime members. Also, a welcome to Al Arroyo, brother to the late Gilbert Arroyo, for attending his first Badgerland meeting.

**Secretary's Report:** Motion by Scott Jackson to accept the February minutes as written in the newsletter. Seconded by Bob Kulinski. Motion passed.

Just a quick note from your retiring Secretary: I want to thank Jean Hilgers for volunteering herself and her family to take over Secretary duties. I have very much enjoyed the opportunity these last four years to travel and spend some individual time with Mike, Chris and Dave, and to meet member's that we don't always see at the meetings. To get to visit their homes and see the projects they are working on made for great memories. I encourage everyone to continue to volunteer or even serve as an officer to keep this club healthy and going in a positive direction. Thanks. Roger McDermott

### Old Business: Dash 28

**Door Prizes:** Bob Kulinski has been busy mailing out and distributing beg letters to potential donors and he reports he has already received several gift certificates. There are beg letters available, if you have a business in mind that you think would make a donation. Contact Bob Kulinski with any questions.

**Trophies:** Wally Zeien reports he has not received any specific claims on trophies yet for Dash 28 but reminds all to contact him or Mike Connor if you wish to make a specific trophy. Wally will also be overseeing the baggo tournament again this year.

## Club Meetings/Functions Continued:

**Registration:** Julie Farmer reports there are ten registrations in already and she was taking more at this meeting. A reminder to have your registration for Dash 28 in, and your reservation made at Great Wolf by July 15<sup>th</sup> to qualify for the drawing of \$100 Great Wolf gift certificate. A second reminder to display your registration if participating in the cruise.

**Valve Cover Racing:** Chairs are Megan Connor and Chris Lemke. Chris inquired about the possibility of an "Open" class for the racers. At this point it would require development of a new set of guidelines so the idea has been tabled for now.

**Kids Games:** Chair is Jean Hilgers

**Promotion:** Chair is Greg Masters. Anyone can make a post to promote Dash 28 to a site if you have one in mind but if you do let Greg or Mike know so that we don't duplicate.

### **New Business:**

Mike asked if anyone had any ideas of items we should get with the club logo. Dave Farmer will look into a few items. If anyone else has ideas, let Mike know.

**Newsletter:** We had some discussion on the ads placed in the newsletter by non-sponsor, non-members. Typically in the past, there was a small charge for ad space for those in these categories, but that kind of fell by the wayside. Following discussion, a motion was made by Julie Farmer that we charge non-sponsor, non-members \$5.00 for a half page or less ad and \$10.00 for a full page ad, and impose a three month limit, and the ad must be related or connected to trucks. Motion seconded by Mike Sonn. Motion Passed.

**Other newsletter business:** Cindy Favor suggested putting a recipe corner in the newsletter where all you amateur cooks could share your best recipes. There was also discussion on updating the birthdays as many of the kids listed have long since grown to adults.

**April Meeting:** Mike and Theresa Sonn initially volunteered to host the April Meeting but after further discussion it was decided that we would have the meeting in conjunction with the Midnight Hot Rods Open House and Car Show in Waukesha WI. The meeting will be on April 22<sup>nd</sup>.

**May & June Meetings:** Call Mike if you are interested in hosting the May or June meetings or if you just have an idea for a fun meeting location.

**July Meeting:** Very possibly will be the Illinois meeting. Scott Jackson, representing the Illinois members, says he will have to get back to us on that.

**August Meeting:** McDermott's will host again. Plan on the second week in August at the campground again.

## Club Meetings/Functions Continued:

### **Election Results:**

Voting was held for this year's officers and the traveling trophies. Your new officers are:

President: Mike Connor  
Vice President: Mike Sonn  
Treasurer: Chris Connor  
Secretary: Jean Hilgers

### **Winners of the Traveling Trophies:**

Most Improved Truck of the Year: Travis Buethin  
Custom Truck of the Year: Chris Lemke  
Stock Truck of the Year: Floyd Johnson  
Family of the Year: The Buethin Family  
Member of the Year: Chris Connor  
Truck of the Year: Bruce Bordner

**Motion to Adjourn:** By Scott Jackson. Seconded by Ricky Livingston. Time 2:48pm.

## April Meeting Info

**Saturday, April 22, 2017**

**Midnight Hot Rods Open House & Car Show** 10am-12:30pm [www.midnighthotrods.com](http://www.midnighthotrods.com)

**Fox Run Lanes** 1:00-3:00 Meeting  
Waukesha, WI

**Midnight Hot Rods** is at 105 Wilmont Drive, Waukesha, WI 53189 (262)-349-9409

**Fox Run Lanes** is located at 2440 S Sunset Drive, Waukesha, WI 53189 (262)-544-2010.

We will meet up at the open house and car show and then travel to Fox Run Lanes for the meeting afterwards. As there will be food available at Midnight Hot Rods, as well as Fox Run Bowling Lanes, there won't be a need to bring a dish to pass. The bowling lanes has a bar area for refreshments and does have a limited menu for food. Please arrive as close to 1:00PM at the bowling alley so we can start the meeting shortly thereafter.

## Car & Truck Shows/Swap Meets 2017:

Note: Please contact the Editor if you have any show information you would like posted in the newsletter. following websites have more information and show locations

[www.olderide.com/events/wisconsin.html](http://www.olderide.com/events/wisconsin.html)

[www.wisconsincollectorcar.com](http://www.wisconsincollectorcar.com)

[www.carshowguide.com](http://www.carshowguide.com)

[www.wisconsinhotrodradio.com](http://www.wisconsinhotrodradio.com)

**Dash to the Dells 28 and 14<sup>th</sup> Unofficial Panel Nationals** – Wis Dells WI - Sept 15-16, 2017

**Symco Hotrod & Kustom Weekender:** Unionville Thresheree Grounds - August 11-12, 2017



## Car & Truck Shows/Swap Meets 2017 Continued:

**THE INDEPENDENT SYNDICATE** is the hub of the mid-west, bringing you only the best independent, traditional, hot-rod and cycle shows. Mark your calendar for all these great, pre-1965, traditionally-built-and-driven car and cycle shows.

FOR MORE GREAT SHOWS AND UP TO DATE INFO  
**INDEPENDENTSYNDICATE.COM**

COVER ART: MAX GRUNDY FEARISTHENEBEAUTY  
LAYOUT BY NIX ROBERTPAULNIXON.COM

**VINTAGE TORQUE FEST** May 5-6 | Dubuque, IA | [vintagetorquefest.com](http://vintagetorquefest.com)  
**BEATERSVILLE** May 28 | Louisville, KY | [beatersville.com](http://beatersville.com)  
**THE SCRAP DRIVE** June 10 | Belvidere, IL | [thescrapdrive.com](http://thescrapdrive.com)  
**PISTON JAMMERS CC PANTY RAID** July 29 | Lambertville, MI | [pistonjammers.com](http://pistonjammers.com)  
**OSH KOSH SHAKEDOWN** Aug 11-13 | Osh Kosh, WI | [oshkoshshakedown.com](http://oshkoshshakedown.com)  
**RELIX RIOT PRESENTED BY RELIX CC** August 18-19 | Hickory Corners, MI | [gilmorecarmuseum.org](http://gilmorecarmuseum.org)  
**17TH ANNUAL CHEATERAMA PRESENTED BY CHEATERS CC** Aug 26 | Milwaukee, WI | [CheatersCarClubMilwaukeeWI](http://CheatersCarClubMilwaukeeWI)  
**GREASERAMA PRESENTED BY LOS PUNK RODS** Sept. 2-3 | Tracy, MO | [greaserama.com](http://greaserama.com)  
**MISSISSIPPI MAYHEM** September 8-9 | West Salem, WI | [mississippimayhem.com](http://mississippimayhem.com)  
**IRON INVASION PRESENTED BY HELPING HANNAH'S HEART FOUNDATION** Oct 7 | Woodstock, IL | [ironinvasion.com](http://ironinvasion.com)  
**RETRO REWIND INDOOR TRADITIONAL CAR/CYCLE SHOW** Jan 6 | 2018 | Dubuque, IA | [RetroRewindDubuque.com](http://RetroRewindDubuque.com)



### April

- |        |                                      |                             |
|--------|--------------------------------------|-----------------------------|
| 22     | Midnight Hotrods Open House/Car Show | 103 Wilmont Drive, Waukesha |
| 28-30. | Spring Jefferson Swap Meet           | Jefferson, WI               |

### May

- |        |  |  |
|--------|--|--|
| 5-6.   | Vintage TorqueFest                           | Dubuque Co Fairgrounds, Dubuque IA                   |
| 7      | JC Whitney 100 Year Car Show                 | Route 6 just west of Rt 178 I80 exit 81 LaSalle IL   |
| 13     | Boondockers Show                             | Concord House, Concord, WI                           |
| 13     | Pride in your Ride Car Show                  | MATC Parking Lot, Madison, WI                        |
| 13     | Lincoln Hwy Car Show                         | Franklin Grove, IL                                   |
| 19     | Kiltie Drive in Car Show                     | HY 16 east. Oconomowoc, WI                           |
| 19-20. | F100 Supnationals and BBQ Competition        | Wilson Co Fairgrounds, Lebanon, TN                   |
| 20     | Downtown Hartford Block Party                | Hartford, WI   |
| 20-21. | Automotion                                   | Wis Dells, WI  |
| 26-29. | Tin Militia Car Club Bourbon Blietzkreig Run | Chicago/Bloomington, IL. Whiteland IN to KY and back |
| 27     | Miracle Mile Cruise Night                    | Don Carter Lanes 4007 E. State St. Rockford, IL      |
| 28     | Beatersville                                 | 1501 W. Main Street, Louisville, KY                  |
| 28     | Jam'N Juneau Car show                        | 299 Fair St. Juneau, WI                              |

## It's Showtime!!! From Bob Kulinski

While it may be April 1<sup>st</sup>, I attended my first car show of the year, no foolin'. Hartland Service celebrated 25 years of operation with an Open House and showed off it's new service bay with six hoists in it. Five of those six hoists were occupied by 2 Mustangs, a Model A, a '53 Chevy pickup and an American Motors "The Machine". In the original part of their shop (about 10 service areas and hoists) there was an older Mercedes and a stock '35 Ford with a flathead V8.

## Car & Truck Shows/Swap Meets 2017 Continued:

This garage does more than engine work. On one of the Mustangs (which was raised on a hoist) you could see Heidt's front suspension as well as a four bar rear suspension they installed for a customer. Jeff also told me that the shop had shortened the frame of the long box '53 Chevy pick-up and installed the standard short box on it. They also had an exhaust pipe bending machine in their shop. As parting thought, they had so many Fords in the shop - I forgot to ask if they had a Ford specialist in their employ. I'll have to make a return trip to find out.

Along with the Open House came a chance to meet the folks who work there, a free car wash, as well as a bouncy house for the kids. The impromptu car show had 10-12 vehicles one of which was one of the last 5 Oldsmobile Cruiser (large body on complete frame) station wagons ever made (from 1992). Another was a tribute to Steve McQueen's Mustang from "Bullet". The car show wasn't mentioned in the article about Hartland Service which ran in the March 29<sup>th</sup> issue of the Waukesha Freeman, but it was as welcomed as the sun and mid-50 degree temperature on Saturday. I was able to spend a few moments with Jeff Kusch, the owner's son who works at the garage and specializes in making high pressure hoses for power steering, brake lines, etc. As I remember, club member Chuck Rogers was quite happy with Jeff's work when he created power steering lines for him. I asked Jeff to display the copies of our show registration I had brought with me and also gave him one of our beg letters for consideration. As a side note, Hartland Service works on modern day cars as well. All in all it was an inspiration moment and it has me looking for the keys to my '54 pickup. I hope to find them in time to drive to our meeting later this month here is Waukesha.

## Birthdays:

### April

4/05 Larry Brixen  
4/07 Nancy Kerznar  
4/15 Michael Jackson  
4/17 Linda Lippert  
4/17 Bruce Mohr  
4/18 Dennis Wejrowski

### May

5/01 Shane Hilgers  
5/01 Cody Federer  
5/11 Roger McDermott  
5/14 Bob Haas  
5/23 Kari Walker  
5/24 David Kerznar  
4/21 Mike Walker  
4/22 Amy McDermott  
4/23 Gretchen Last  
4/28 Rick Pribbenow

### June

6/05 Jim Haas  
6/12 Clint Federer  
6/15 Craig Kragenbrink  
6/16 Scott Jackson  
6/17 Lloyd Federer  
6/18 Megan Connor  
6/20 Andrew Mysembourg  
6/22 Patricia Haas  
6/23 Wyatt Mundt  
6/25 Theresa Sonn  
6/26 Ros Pribbenow  
6/27 Dylan Guthrie  
6/29 Greg Schneider

## The V.P. Says:

3/29/17

Hello new friends and OLD friends. I offered to have my name added to the ballot, and since the write-ins were few, somehow I got elected. So I respectfully return to the VP Officer Position, in the Badgerland F-100 Truck Club. It has been many, many years since I served in an official capacity, and am happy to serve you, the members of the club, once again.

One thing that makes any club successful, is for people to step up, serve, and get involved. So, I hope I will meet your expectations, and am always open to new ideas to keep interest in the club, and most importantly, getting those F-1s, and F-100s on the road. We have always focused on safety as a priority, and families having fun with other members. In a round-about way, this brings me to the following... There is a vast knowledge base within our club, and in addition, many of us have specialized tools we've purchased, made, or acquired over the years for the one or two times we had a need. One of the things rattling around in my head (other than rocks), is if people are interested, to set up a database/list/whatever, maybe somewhere online, maybe just in the newsletter, to offer those tools and skills should someone need some special help with their truck. Things like special jigs, hydraulic presses, welders, plasma cutters, and other metal working or engine building tools. While I, like everyone, has spent my hard earned money on the tools I have, and I'm sure most of us are hesitant to just hand over a tool. Maybe there's a way to get the tool and work together in the same place, and at the same time, get to know others people in the club a little better. Some of these tools are not easily moved, so maybe the work could be brought to the tool, or possibly, we could bring a tool to the truck, to provide the expertise and/or tools for a special project that is just not doable otherwise. Sounds like a win-win for everyone. Comradery is a major part of making any club fun and functional, so I'm open for thoughts or ideas on this.

On an unrelated subject... Spring has sprung and as some of you may know, I was in a wreck on the first day of Spring. I hesitate to say accident, as the other person flat out wasn't paying attention to the only two other cars on the road at 5:40am. I suspect texting as I heard no tire squeal at all prior to impact. My 2012 F-150 FX4 (as of the writing of this), is likely totaled, ending up somewhere well North of \$20K in damages. I was T-boned at a controlled intersection, where the lights were on flash at that hour. I had the flashing yellow, the other driver had the flashing red. I was not the one that got the ticket... I saw the person stopped prior to arriving in the intersection, and as I was in the process of entering the intersection, my view of the offending vehicle was blocked by my a-pillar my trailer mirrors, so I did not see the car move and consequently, made no attempt to avoid the obvious. The other person never braked, and since there was no shortage of extra lights on the front of my truck, I can only assume the other driver was not looking at the road when they entered the intersection. See "Soapbox" below. I never saw anything, until out of the corner of my eye, down past the edge of my door, the blur of a headlight. In a split second I thought, "holy crap, that person WENT", "I'm gonna get hit", "this is gonna hurt", "this is going to be loud", and "my nice truck is going to be destroyed". It is amazing how the perception of time changed in that fraction of a second. The next split second, I was up on a curb, across a sidewalk, holding my head and feeling for broken bones. None found. My truck braked for me, turned on the emergency flashers and dialed 911 by the time I stopped only about 50' across the road. My airbags did NOT deploy, and I was slammed up against the driver's door, and hit my head pretty hard on the window. I'll survive...but my truck didn't. So, the hunt for a replacement begins.



## The V.P. Says Continued:

Soapbox time...

My main reason for adding this to the VP's column is not for sympathy, although I'll take it if offered (beer, brats, or cash money is a suitable substitute). Mainly, it is to make sure that **WE** are not the distracted drivers, and in doing so, put ourselves and others at risk on the road. There is nothing on a phone that is so important it can't wait. If it is that important, pull over, take care of it, and drive on. My situation could have been MUCH worse. Thankfully, nobody was seriously hurt, but a lapse in judgement/attention, changed two family's lives. Plans for the next month are drastically different from what I thought they'd be, money set aside for other things will be spent, and who knows what else. Be smart, put your phone down and drive safe everyone. We need you at the meetings! Until next month, keep on trucking!

Mike Sonn

## Pictures From the Winter Banquet



Floyd Johnson – Stock Truck of the Year



Chris & Leah Lemke Custom Truck of the Year

## Pictures From the Winter Banquet Continued:



Chris Connor Member of the Year



Dave Farmer Accepting on Behalf of Bruce Bordner  
Truck of the Year



Dave Farmer Wins the Raffle for Last Year's Sign  
(Sorry Kim Schneider—got to be there to win!)  
Raffle money went to Otto's Warriors



Thank you to Barb McDermott for Dash 2016  
Registration Chair



Thanks – Jean Hilgers Dash 2016  
Kid's Games



Chris Lemke – Dash 2016 Valve Cover  
Racing – Ran with Megan Connor



Wally Zeien- Trophy Chair  
2016 Dash

# What Are You Working On?

## Upgrading the front brakes on my 1956 F-100 – By Mike Sonn

My truck was stubbed with a '79 Malibu back in the 90's. This upgrade provided me with independent front suspension, a sway bar, power steering and disc brakes. I have always been unimpressed by the brake performance on my truck. In efforts to improve things over the years, the master cylinder was upgraded to a dual diaphragm booster, with new calipers, pad and rotors. After installing the 454 Big Block, with the aggressive cam, vacuum was too low for power brakes, so an electric vacuum booster was added. While better, it still wasn't what I expect. So, now, I decided to upgrade to Wilwood dual piston calipers, including drilled/slotted rotors and braided stainless hoses. Here is an abbreviated step by step process, I used for my situation. One note of caution, if you are not familiar with, or comfortable working on brake components, either seek out a professional, or guidance from other club members that have tackled projects like this before.

First step for me is always to document any process with pictures, so I know what I started with and in other cases of repair, how to reassemble things on the back end. This upgrade removes existing components, and replacing them with something completely different. The instructions provided by Wilwood are very detailed and easy to follow. As with anything, carefully read the instructions several times through BEFORE starting anything, to gain familiarity with the process, and to know what steps are necessary to complete the project. This project involves installing this on my truck. Pretty sweet huh?



The hub and rotor pieces were assembled, prior to installation on my truck. All bolts had Red Locktite applied before threading in and getting torqued to 40ft/lb. The hub is set up with a dual bolt pattern. I'm using the 5 X 4.75" GM pattern. 5 X 4.5" is the other option.




## What Are You Working On? Continued:



**SAFETY NOTE** - Whenever working on any vehicle with the tires off the ground, you must support the vehicle on jack-stands. Never rely on a jack only. You can't enjoy your vehicle if you're dead!

Once the vehicle was safely supported, and the front wheel removed, this is where I started. First step was to remove the caliper and support it with a bungee cord. Then, the rotor/hub was removed by removing the dust cap, cotter pin, axle nut, washer and outer bearing.




## What Are You Working On? Continued:

The three bolts holding the dust shield were removed, as was the shield itself. To provide clearance for the caliper bracket, two existing portions of the spindle assembly, where the stock caliper mounted, needed to be trimmed off, per the diagram. This is not a critical cut and was done easily with a Sawzall. Just enough needed to be removed, so the new bracket wouldn't be interfered with.



By drilling and tapping two former dust shield bolt holes, they now became threaded holes for the new caliper bracket. The drill bit used was a .332" (Q) drill, and the tap was a 3/8-24. The top hole was drilled to 1" deep and the bottom hole drilled through. Once tapped, the holes were flushed with brake cleaner to remove all cuttings.






## What Are You Working On? Continued:

Once all the cutting, drilling and tapping was done, I cleaned up the cut areas with a grinder, sprayed everything off with brake cleaner, and applied some paint. Once the paint was dry, it was time to mount the caliper bracket, and install the hub on the spindle. The axle nut secures the outer bearing and washer. Once adjusted to the OEM specs for drag on the bearings, a new cotter pin was installed to prevent the axle nut from turning, and the dust cover was screwed into place.



Now it was time to mount the caliper. The bolts securing the caliper to the caliper bracket, utilize spacer washers (which are provided), to assure the caliper is centered on the rotor. I used two for each bolt, and both sides of the truck required the same. Once the calipers are mounted, it is simple to slide in the pads, and secure them with the provided long cotter pins. Last step was to remove the existing brake hose/caliper unit from the hardline, and install the new chassis fitting for the transition between the braided hose and the chassis hardline.



Brake bleeding comes next. I'm not going to bore you with those details. Google it if you don't know what that involves. For my install, I'm switching out the Wilwood bleeders with Speed Bleeders to make purging the air from the lines much easier. Note - There is specific break-in procedure that must be followed for Wilwood (and any new pads/rotors really), to assure proper pad and rotor bedding. Be sure to read and follow those procedures. As of the writing of this article, I have not done that yet as Winter is still in the way...

Have fun, be safe, and drive those effin effies!

Mike Sonn

## For Sale/Wanted:

### For Sale:

### TIRES and WHEELS FOR SALE



2 – P215/75R15 BF Goodrich T/A 8/32" tread, no cracks, no plugs, mounted on 8" x 15" Diamond Wheel 10 hole steel wheel - black. Wheel fits 5 x 4.75" bolt circle and has 4" back space with 3.25" center hole. Comes with generic chrome metal center cap. Asking \$75/OBO for pair.

2 – P235/55R17 Continental Touring Contact AS 7/32" tread, no cracks, no plugs, mounted on 8" x 17" Cragar Soft 8 (hole) steel wheel - silver. Rims are two years old. Wheel fits 5 x 5.0" bolt circle and has 4" back space with 3.125" center hole. Comes with Cragar chrome metal center cap. Asking \$125/OBO for pair.

Photos are available.

If interested, call Bob Kulinski at 262-542-6823

### For Sale:

1956 F100 parts - I have a polished stainless front bumper, new, never used. Paid \$400 from MID-FIFTY asking \$300. Hood - needs work (ask), in primer \$100. [chrislemke96@gmail.com](mailto:chrislemke96@gmail.com)



3X2 Edelbrock manifold with Ford scripted carbs for Y-Block motor. Asking \$600.00 or best offer. Call Ken @ (920) 655-2740 (cell) or email [kim47@yahoo.com](mailto:kim47@yahoo.com) (WI)

## For Sale Continued:

**For Sale: Visibolts & HID lighting business;** includes all inventory (raw and finished), benches, bins, assembly tools (soldering iron, buffers, sander, etc.), assembly documentation, website, business name, and includes training if needed. Please check out our website @ <http://www.classicautoproducts.com/> which shows the items we sell. This is a business for a handy hot-rodder and we're willing to sell it for pennies on the dollar! If interested, please contact Bill Watkins @ 608-214-8663 after 4PM weekdays or on the weekend.

**For Sale:** 1967-79 Ford truck parts, 360/390 FE parts, 2-460 engines.  
Call Keith Barth @ (309) 231-3108 (IL)

**1953-1956 Hood Tilt Kits** - \$250.00 each. Call Greg Schneider (309) 231-3232 (IL)

**For Sale:** 1965 Mustang 2bbl manifold w/carb, Mustang 3 speed transmission, rebuilt 327 w/Dart heads, rebuilt Chevy 350, used 350, custom oak running boards & 2 NOS inner fenders for 1953-1956 F-100, 1964 Olds Starfire (all or parts), rebuilt Olds 350, Olds 305 V8 w/transmission, 1968 Nova subframe and 10 bolt rear ends (posi & open). Ford Y Block, 351C- runs but s/b rebuilt, 3.0 V6 from a Taurus, 317 Lincoln Y Block. (4) F150 Aluminum take off wheels, Bally World Cup Soccer game-coin op., AMI 200 selection juke box w/records, Harley Davidson tank and fenders plus wide front to fit 1982 FXRS or?-all new H.D. Call Bob Last (920) 386-4748 WI)

**For Sale: 1953 Ford F-100 ½ Ton**

Pick-Up Truck. Many original mechanical components including original Flathead V8 engine (239 cubic inch V8, Factory 96 hp), 3-speed manual, dual side mirrors, signal lights, 3.92 rear differential gear ratio, 16" wheels, chrome trim rings, two tone upholstery (re-upholstered). Odometer reading is 8,630 miles (no verification). Rust-free body and chassis. Sea foam green. Asking \$23,000. Was a show truck for past 9 years. Contact Al at (262) 782-0219, New Berlin, WI.

## Wanted:

**Wanted:** Ford Magnum wheel center caps. Call (608) 487-3696 (WI)



**\*\*Please remember to do business with the vendors who support the Badgerland F-100 Truck Club year after year.**

# **SMOKEN PIG EXPRESS**

**PIG ROAST, BARBEQUES & PARTIES**

**PIT MASTER: RICK LINSKENS**

**920-213-2346**

**[www.smokenpigexpress.com](http://www.smokenpigexpress.com)**

**&**

**Hot Dog Cart**



**BEST HOT DOG IN TOWN**



# **WOOD and METAL PARTS**

## **for Customizing and Restoring Your Pickup**

**Personal Service and Customer Satisfaction is Our Goal**

*Manufacturer  
and Supplier of*  
**Award  
Winning  
Hardwood and  
Stainless Floors  
Since 1980**

**'28-'07 Ford  
'34-'07 Chevy-GMC  
'39-'07 Dodge**

**NEW  
COLOR  
catalog**



### **FEATURING:**

- Reproduction bed sides, front panels, tailgates and covers, roll pans, crossmembers, box angles, and wood finishing supplies.
- Steel and fiberglass front and rear fenders and running boards, etc.

## **BRUCE HORKEY'S WOOD & PARTS**

46284 440th St. •

• Windom, MN 56101

507-831-5625 • Fax 507-831-0280

[www.horkeyswoodandparts.com](http://www.horkeyswoodandparts.com)



**Pro Builders & Home Builders Agree...  
Fat Man Is The First Choice  
For Proven Performance  
And Maximum Value!**



**28 YEARS**  
Proven  
Performance!



## Hub To Hub Suspension Kits

BARS CHASE VEHICLE  
KITS FROM \$1895



**\$1895** Hub To Hub Kit

Truck fully polished. A-arms - new steel for steel rods. Manual rack, new springs, new shocks, big brake kit. Why pay hundreds more elsewhere?



BARS CHASE VEHICLE  
KITS FROM \$2395

**\$2395** Hub To Hub Kit

Upgrade 1981 Truck to a solid A-arms, power rack, QA-1 coilovers, new shocks, new springs, new shocks, and big brake kit. There is NO comparable cost!



**\$2395** Hub To Hub Kit

Put them all into 1981. Fully polished A-arms, power rack, QA-1 coilovers, new shocks, new springs, new shocks, and big brake kit.



**\$2995** Hub To Hub Kit

Front-end Shock Wave control. Fully polished A-arms, Manual rack, new springs, adjustable coil rods, and big brake kit. The ultimate in custom and ride height adjustment!

## The Ultimate Classic Truck Chassis

1937-58 Chevy  
1935-66 Ford



### Chassis Options

- Ford, Chevy & Custom Builds
- Polished Stainless 4-Bar Rear
- Power Rack & Pinion Steering
- QA-1 Coilover Package
- RideTech Shock Wave Package
- Rear or Wilwood Brakes
- Custom Engine Mounts
- Brake Plumbing & Master Kit

**Dare To Be Different?**  
We Offer Hub-To-Hub Front  
Suspension Kits For These  
Classic Trucks!

Stage-2 To Stage-5 As Seen At Left

### Building A "Late Model"?



Hub To Hub Kit From  
**\$1865**

Weld-in cross member kit drops the front 4"-8" without ground clearance issues and narrows the front track by 8" for wider tires. Hub-to-hub also includes our polished stainless a-arms, manual rack & pinion steering, new springs, shocks, and a big-disk front brake kit. For 1937-78 Ford trucks.

Putty Welded Frame

**\$4,570**

Complete Roller Frame

**\$8,450**

Price includes tax, license, and title.

See Even More  
Info Online!

- 1941-48 Studebaker Trucks
- 1933-36 Dodge Trucks
- 1941-44 Studebaker Trucks
- 1930-37 International Trucks
- 1948-54 Willys Truck/Panel
- 1928-37 Chevy/GMC Trucks
- 1928-36 Ford Trucks
- What's Ya Got? Call Us!

*Hot Rod  
innovators.*

# FAT MAN

FABRICATION

Mon-Thurs 7am-6pm EST - Fri 7am-12 noon

**704-545-0369**

[www.fatmanfab.com](http://www.fatmanfab.com)