

F at **F**enders **F**lyer

May 2010



Photograph was taken at Old Car City in Georgia compliments of Mike & Chris Connor.

Badgerland F100's Truck Club

Honoring trucks from 1948-1972

The Club Website is: www.badgerlandf100s.com

Current Club Officers*

President*	Mike Connor – 2315 S. Syene Road, Madison, WI 53711 Phone (608) 274-6257 mikeconnor@charter.net
Vice President*	Dave Farmer – 205 N. Marietta Street, Verona, WI 53593 Phone (608) 845-6104 fordee8@yahoo.com
Secretary*	Rick Pribbenow – 206 Maple Street, Sauk City, WI 53583 Phone (608) 643-2544 riknroz@charter.net
Treasurer*	Chris Connor – 2315 S. Syene Road, Madison, WI 53711 Phone (608) 274-6257 mikeconnor@charter.net
Newsletter Editor	Rick Pribbenow – 206 Maple Street, Sauk City, WI 53583 Phone (608) 643-2544 riknroz@charter.net

In this month's newsletter:

Page 3	Club Meetings, Birthdays, The Next Meeting
Page 4	The Next Meeting, Flatlanders Car Show Flyer
Page 5	Car Shows/Swap Meets
Page 6	Car Shows/Swap Meets...continued, Hot Rod Radio, Get Well Soon
Page 7	May Meeting Minutes
Page 8	May Meeting Minutes...continued
Page 9	Thank You
Page 10	From Our Vice President
Page 11	Tech Corner – Ford AOD Adjustment
Page 12	Tech Corner – Ford AOD Adjustment ...continued
Page 13	Tech Corner – Ford AOD Adjustment ...continued
Page 14	For Sale/Wanted
Page 15	Club Membership Application
Page 16	Smoken Pig Express & Bruce Horkey's Wood & Parts Ads
Page 17	Fatman Fabrications Ad
Page 18	Visibolts Ad

Send your article contributions, ideas, for sale or want ads, car/truck show dates, birthdays or events to the newsletter editor:

Rick Pribbenow
206 Maple Street
Sauk City, WI 53583

or email them to riknroz@charter.net

Club Meetings

June 5th – Flatlander's Rod Run, Pontiac, IL (see details below and page 4)

July - open

August – open

September – Dash to the Dells (no meeting)

Birthdays

June

6/01 John Bitter
6/05 Paul Rodrique
6/08 Paula Fedkenheuer
6/16 Scott Jackson
6/18 Megan Blanchard
6/20 Andrew Mysembourg
6/20 Dustin Bokath
6/23 Wyatt Mundt
6/25 Emily Stuckman
6/26 Ros Pribbenow
6/27 Dylan Guthrie
6/29 Greg Schneider
6/29 Daryl Fedkenheuer
6/30 Les Berg

July

7/03 Frank Eschler
7/12 Mollie Guthrie
7/14 Vanessa Blanchard
7/14 Crystal Mundt
7/24 Dave Farmer

The Next Meeting

The next meeting is being hosted by Ricky Livingston and will be held on June 5th during the Flatlander's Rod Run (see flyer on the next page).

Ricky has asked anyone attending to meet at Nick Pieffer's F-100 Shop in Minonk, IL between 10:30 & 11:00 am. We will then leave from Minonk as a group and travel to Pontiac, IL. We will be joining The Flatlander's Rod Run which leaves Auto Zone in Pontiac, IL at 12:00 noon and travels throughout the countryside stopping at several locations including Nick Pieffer's F-100 Shop in Minonk, IL. After the 3rd stop on the cruise (Heller Ford), we will travel to Watertower Park in Minonk and have our meeting. Sloppy Joe's, hot dogs and chips will be provided. Make sure you have your lawn chairs and coolers with your favorite beverages along for the ride and meeting.

NOTE: For those of you in the Wisconsin area that are planning to attend (and we hope you do as this should be fun), we can meet at Beloit and all travel together. We will plan to leave early Saturday morning so we can get there and join the others for the cruise. Along the way, we will stop for breakfast somewhere, gas up and truck on. Anyone wanting to meet in Beloit early Saturday morning June 5th, should call Mike Connor at (608) 274-6257 the week of June 1st. It should be fun to cruise with our Illinois club members. See you there!

The Next Meeting... continued

2nd Annual
Flatlanders' Rod Run
June 5th, 2010



*Come Cruise With us as we Run the Roads of
Pontiac, Flanagan, Minonk, and El Paso*

Registration starts at 9:00 AM and the Cruise will leave Autozone at 12:00 PM

Start Pontiac			Stop 3 El Paso
Stop 1 Flanagan			End Pontiac
Stop 2 Minonk			

Cars, Trucks, Bikes, Whether it's Custom or Restored,
if it's Street Legal, it's Welcome!

Feel free to join us anywhere along the route!

Check Out Our Website for More Information:
www.FlatlandersRodRun.com

No Registration Fees! Preregister Online!

Contact Info: Door prizes and refreshments will be provided!

Mike Simpson	Bruce Baker	Kory Miller
815-674-1279	815-579-2109	618-791-2823

Car & Truck Shows/Swap Meets

Note: Please contact the Editor if you have any show information you would like posted in the newsletter.

June

6/5	Flatlander's Rod Run – Pontiac, IL
6/5	Deforest Auto Show – Fireman's Park, Deforest, WI
6/5-6/12	Hot Rod Power Tour – Starts in Newton, IA, then to Springfield, IL, on to DuQuoin, IL, then to Bowling Green, KY, then on to Chattanooga, TN, then Birmingham, AL and ending in Mobile, AL
6/12	30 th Midwest F-100 Nationals/ Twin City F-100's – Clear Lake, IA
6/12	4 th Annual Scrap Drive, 1965 & older, Boone County Fairgrounds, Belvidere, IL
6/11-6/13	Goodguys Hot Rod Nationals @ O'Reilly Raceway Park – Indianapolis, IN
6/12-6/13	Taste of WI Dells Car Show – WI Dells, WI
6/18-6/20	Back to the 50's – MSRA, Minnesota State Fairgrounds – St. Paul, MN
6/18-6/20	Wizards of Rods 28 th Annual Fun Run – Warrens, WI
6/24-6/26	The Great Smoky Mountain F-100 Run – Pigeon Forge, TN
6/26	28 th Annual F-100 Western Nationals – Anaheim, CA
6/26	Saturday in the Park Car Show – Angell Park, Sun Prairie, WI
6/26	20 th Annual Rods-N-Relics Car Show, 8am-5pm – Upper Lime Kiln Park, Grafton, WI
6/27	Cruzin' Portage Car Show, 8am-3pm – Veteran's Memorial Field – Portage, WI

July

7/2-7/4	Goodguys Heartland Nationals @ Iowa State Fairgrounds – Des Moines, IA
7/3	Witwen 4 th of July Parade – Witwen, WI
7/3	3 rd Annual Armory All Car Show by WI Army National Guard – Madison, WI
7/8-7/11	Iola Old Car Show & Swap Meet – Iola, WI
7/9-7/11	Goodguys Nationals @ Ohio Expo Center – Columbus, OH
7/9-7/11	23 rd Annual Ozarks Run/Show-Me F-100's – Branson, MO
7/11	Blanchardville Car Show – Blanchardville, WI
7/18	Soerens Ford All Ford Car Show – Brookfield, WI
No date	Ballweg Ford All Ford Car Show – Sauk City, WI
7/17	Reedsburg Classic Car Show & Swap Meet – Reedsburg, WI
7/17	Edgerton Tobacco Heritage Days Car & Truck Show – Edgerton, WI
No date	Friends of East Troy Airport Fly-In/Drive-In – East Troy, WI
7/24	Tired Iron Promotions Swap Meet & Car Show – Edgerton, WI
7/24	8 th Annual Fox Lake Firefighters Car Show & Swap – Fox Lake, WI
7/25	Hospice Alliance Car Show – Kenosha, WI
7/31	Deerfield Rod & Gun Club Car Show, Deerfield, WI
7/31-8/1	Elkhorn Swap Meet/Car Show, 6am-5pm – Elkhorn, WI

August

8/7	Lodi All Stop Travel Plaza Car Show & Cruise, Hwy 60 & I90/94 – Lodi, WI
No date	Riverfest Auto Show – Watertown, WI
No date	Platoon Run XXIII – Tomah, WI
8/13-8/14	Symco Shakedown Traditional Hot Rod Show, Symco, WI
8/15	32 nd Annual Car Show in the Park – Frame Park, Waukesha, WI
No date	5 th Annual O'Reilly Auto Parts Car Show & Swap Meet, Rockford Speedway, Rockford, IL
8/20-8/22	Goodguys Blue Suede Cruise @ Summit Motorsports Park, Norwalk, OH
8/21	Spring Green Car Show – Downtown Spring Green, Spring Green, WI
8/21	Woodward Dream Cruise – Detroit, MI
8/25	Kenosha Hospice Alliance Car Show, Kenosha, WI
8/31	Valders 100 Years of Fords Car Show, Valders, WI

Car & Truck Shows/Swap Meets...continued

September

9/1	Valders Car Show & Parade, Valders, WI
9/3-9/5	Goodguys Mid-Western Nationals @ Kansas Speedway – Kansas City, KS
9/4	Pardeeville Car Show – Pardeeville, WI
No date	3 rd Annual Central Illinois All Truck Show – Peoria, IL
9/11	2 nd Annual VFW Car Show – at 5737 Cty Hwy CV – Madison, WI
9/12	Reedsburg Fall Festival Car Show, Reedsburg, WI
9/17-9/18	21 st Dash to the Dells & 7 th Unofficial Panel Nationals – WI Dells, WI
9/17-9/19	Goodguys Chicagoland Nationals @ Chicagoland Speedway – Joliet, IL
9/19	Beloit Autorama Car Show – Beloit, WI
9/25-9/26	Fall Jefferson Swap Meet/Car Show, 6am-5pm – Jefferson, WI
9/25-9/26	Geneva Lake Classic Car Rally, Lake Geneva, WI
No date	Bailey's Harbor Autumnfest 17 th Annual Car Show – Bailey's Harbor, WI

October

10/3	20 th Annual Downtown West Allis Classic Car Show – West Allis, WI
10/9	Hunnert Car pile-up, Decatur, IL
10/15-10/17	Goodguys Nostalgia Nationals @ Beech Bend Raceway Park – Bowling Green, KY
10/29-10/31	Goodguys Southeastern Nationals @ Lowe's Motor Speedway – Charlotte, NC

The following websites have more information and show locations:

www.olderide.com/events/wisconsin.html

www.wisconsincollectorcar.com

www.carshowguide.com

www.carshownews.com

www.carshowtoday.com

www.hubcapcafe.com

Wisconsin Hot Rod Radio

Wisconsin Hot Rod Radio Newsletter is available.

Tell your friends about this news letter. Never forget about a car show again!

Have them go to <http://www.wisconsinhotrodradio.com> and sign up for this newsletter. This is a new service for all you hot rodders so you can know the latest and greatest WHRR has to offer you. Look for the “click here to subscribe.” Spread the word guys and gals!

Tune In every Saturday on AM 1340, Milwaukee, WI from 9am-10am

Live Web Streaming, Web Listings, Hot Rod Stuff

<http://www.wisconsinhotrodradio.com>

P.O. Box 20944

Milwaukee WI 53220

comments@wisconsinradio.com

Get Well Soon

Chuck Blanchard is recovering from surgery on his ankle after a motorcycle accident claimed his beloved Harley Davidson Heritage Softail. Chuck's ego is bruised and his attitude is bent, but otherwise he's recovering just fine. Get well soon Chuck!

The May Meeting Minutes

The May meeting was hosted by Mike & Chris Connor and held at Boondocker's Car Show in Concord, WI. We had 15 adults, 1 small trucker and 7 trucks in attendance. We enjoyed the car show in between rain drops and cool breezes. The brats at the show were huge and delicious! If you didn't get to the meeting and the show, come next year. You won't believe the eclectic bunch of vehicles and people.

The meeting was called to order at 12:32pm.

Reports from Officers

Secretary – Rick read the minutes from the April meeting.

Treasurer/Membership – Chris read the checkbook balance. She said there are no new members at this time.

Vice President – Dave has the wood to make the “door” prize door which was donated at no cost to the club. Dave has completed and given to Mike Connor the thank you boards for our major show sponsors – 2 of them will be delivered in person by Mike Connor at the F-100 Supnationals in Pigeon Forge, TN. Bruce Horkey of Bruce Horkey's Wood & Parts is one recipient and the other is Brent from Fat Man Fabrications.

President – Mike asked for any old business.

OLD BUSINESS

Dash 21

Per Wally, the trophies so far number 10 not including the 6 for the Hot Wheels competition. Wally read the names of the ones so far. Mike stated that he has extra engraved name plates for the trophies. Todd Showers said he made 5 unnamed trophies that will be added. Mike then asked if anyone needed beg letters or flyers for the show-he has many along with today. Mike said we had a bid from Rick Linskens of Smoken Pig Express for food for the Dash 21 lunch. (figures purposely left out of the newsletter minutes) Mike also added that the club will still provide potato salad, etc.

Mike then asked for any other old business – hearing none we moved on to new business.

Our Dash 21 Chairs

Show Chair, Cruise Chair, Contract & Flyer – (Mike & Chris Connor)

Crapper Wrangler – (Mike Connor)

Registration Chair – (Bill Watkins)

Door Prize Chair – (Chuck Blanchard)

Promotions Chair – (Trevor Rush)

Artwork Chair – (Sean Connor)

Trophy Chair – (Wally Zeien) Call Wally at (262) 374-9661 or email him at: wallyz79@yahoo.com

Kids Games –

Adult Games –

The May Meeting Minutes...continued

NEW BUSINESS

Jim Krueger introduced two of his friends, Mike & Jeff to our meeting. (Jim finally drove his truck to the meeting after working on it a few years) Dave said the club is purchasing can koozies with our club logo and website imprinted on each. They will be dark blue in color. After doing his research, Dave is getting 250 for the price of 200 bid by a few others. Dave also said he spoke with Bill Watkins of Visibolts, and they are interested in co-sponsoring club "STAFF" shirts for the Dash along with Smoken Pig Express. Volunteering just two hours of your time at the Dash will get you a free t-shirt (if you sign up early enough). An early cut-off date will be determined for signing up to volunteer. A sign up sheet will be in the newsletter soon.

Mike asked for any other new business.

Floyd Johnson now has 1948-1956 pickups and panels & Unibody Ford Truck mailbox toppers, letter holders, key hangers being made by Chaseburg Manufacturing. He also has some designs for the motorcycle enthusiasts. Different motorcycles and engines are also available. He said fire pit rings are available too.

Mike said the next meeting will be on June 5th in Minonk, IL during the Flatlanders Rod Run originating in Pontiac, IL. The newsletter will have the flyer and more info.

Rick gave Wally a pair of Broken Cherry stickers for JPJ. An explanation was given by several club members as to what they referred to, but was not printed in the minutes to protect JPJ's privacy.

Mike asked for any other new business – hearing none, we moved to close.

Motion to close made by Jim Krueger and seconded by Wally Zeien.

Meeting adjourned at 12:50pm.

Note: All members present greeted Ruthanne Koeshall as the meeting was being adjourned. To her defense, Ruthanne stated she couldn't find us. Hey at least she tried to come to the meeting.



Club trucks at Boondockers Car Show. Floyd Johnson won the longest distance award and Mike Connor took home one of the Top 32 awards.

Thank You



Brent of Fat Man Fabrications (L), Mike Connor and Bruce of Bruce Horkey's Wood & Parts (R)

Mike Connor presented the personal thank you plaques to Brent and Bruce during the 2010 F-100 Supernationals in Pigeon Forge, TN. Mike's wife Chris Connor was the photographer. Remember to support these businesses when ordering parts for your trucks as they support our show each year.

From Our Vice President

Greetings Fordarinos,

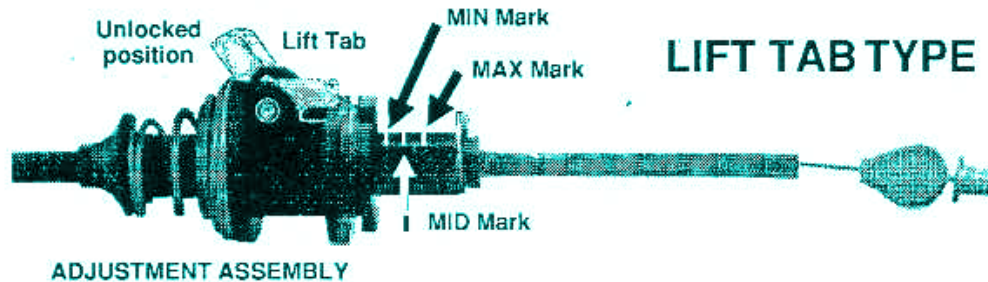
I am going to take a few minutes to talk to you all about something very important. It's called paying attention. Now I can hear the ruckus starting already, what makes him think he can talk to us about a subject that clearly eludes him? My weaknesses in that area are exactly why I'm writing this letter. As most of you know, I recently rebuilt my 289 with the help of the president and some members of his assorted contacts and posse members. I learned a lot and spent some time doing the things this club was started for, working on and helping others with their trucks. After a few years off, I find myself back in the "owe" column, but that's another letter. I had a great time enjoying the fresh motor last year, but noticed a drop in oil pressure toward the end of the season. I put the truck away knowing I would have to check it out this year. I wasn't too worried, after all, everything was new and I was eager to start the Uni. Well spring rolls around and now I needed to deal with this issue. Upon fire up, I got about 20psi which quickly dwindled to nothing (0). The truck ran and sounded okay, but that zero scares a guy, especially when half the rebuild is still on the card! I was getting some help from Buck Guthrie (owner of The Toy Train Barn) and had already put on a new filter and pressure gauge with no luck. We proceeded to pull the distributor to check the wear. That looked good which puzzled us even more. Buck got down on the floor to look underneath, and then started asking me about my oil change schedule. I filled him in stating I had changed right after we broke it in and then again at the beginning of the season. He started to ask me about my oil level and if I knew if it was right. I wasn't sure where this was leading, but it soon became clear. I had been paying attention to a false reading from the front half of a dual sump pan. My block is 1965; I have a later model timing cover with the dipstick up front, and a dual sump pan. I know I have a small leak, we all do, but I was getting a good reading from mismatched parts from different eras. Sure they all work together, but as you can see, not with 100% accuracy. So do yourself a favor and check your combos out as you move along on your projects. I got lucky and only needed some oil. My next move is to do some research and find a way to correct my system for checking oil. I'll let you know when I find a cure for the misread oil blues.

Dave Farmer
Vice President



Tech Corner – Ford AOD Adjustment

AOD Throttle Cable Fix and Adjust FORD AOD Automatic Overdrive LIFT TAB TYPE-TV CABLE ADJUSTMENT



IMPORTANT: The AOD transmission may feel like it is shifting at the right time when the TV cable is actually way off! The transmission will work for a while and then FAIL! It is critical that you learn to set the TV exactly like this paper says. Why? So that you will "see" how it works, know that it's right and not be fiddling with it for an hour, when and if you have some other problem.

1. Lift tab up to unlock adjustment assembly.
2. Have someone floorboard the accelerator pedal from inside the vehicle. While the pedal is floored, push on the throttle body arm to make sure it's bottomed against its stop (wide open). (Adjust throttle cable, if necessary).
3. While the throttle is floorboarded, lock the tab on TV adjuster.
4. Make scratch with hacksaw blade or knife up tight against the adjustment assembly. This is the MAX TV mark.
5. Unlock the tab and slide housing towards bare cable 5/16" and lock tab. You can use a 5/16" bolt as a gauge. Make another mark up tight against adjustment assembly. This is the MIN TV mark.
6. Make another mark midway between MAX and MIN. This is MID-mark.
7. Adjust to MID-mark CI and road test.

ROAD TEST

In manual "3" it must have 3-2 kickdown at 50 mph (passenger cars).

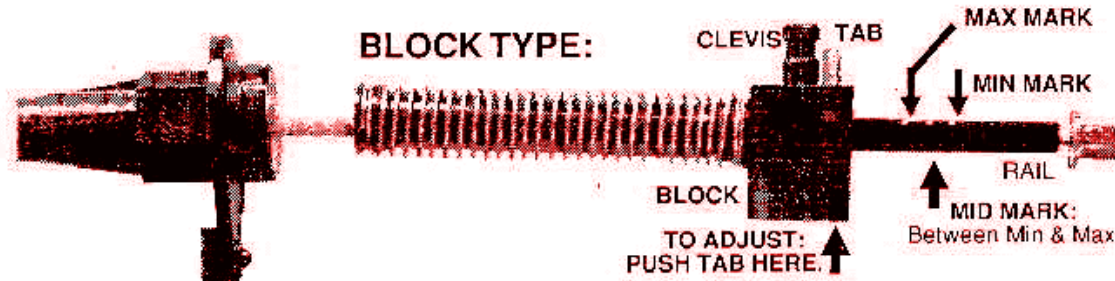
CARB AND THROTTLE BODY INJECTOR MODELS: Seem to work best with setting between MIN and MID.

PORT INJECTION MODELS (Standard): Start with a setting just under MID.

HIGH OUTPUT Port injection models: Start with setting just a hair over MID. Adding TV to attempt to correct pinging, chugging or lugging won't work. It just causes thumps, bumps and extra wear. Set the TV so that the shifts are smooth and not late.

Tech Corner – Ford AOD Adjustment...continued

FORD AOD Automatic Overdrive BLOCK TYPE-TV CABLE ADJUSTMENT



IMPORTANT: The AOD transmission may feel like it is shifting at the right time when the TV cable is actually way off! The transmission will work for a while and then FAIL! It is critical that you learn to set the TV exactly like this paper says. Why? So that you will "see" how it works, know that it's right and not be fiddling with it for an hour, when and if you have some other problem.

1. Pull/push TV cable and block assembly out of throttle arm rubber grommet.
2. Have someone floorboard accelerator pedal from inside the car. While the pedal is floored, push on the throttle body arm to make sure it's bottomed (wide open) against its stop. (Adjust throttle cable, if necessary.)
3. Push the locking tab up through the adjustment block, with a pocket screwdriver, so that the locking tab is standing up next to clevis pin as shown in the picture.
4. While someone is holding the throttle pedal floorboarded: Pull the cable rail HARD towards the end of the cable with one hand, at the same time engage the clevis firmly into the throttle arm grommet. Engaging the clevis automatically locks the tab by pushing it into the block.
5. Pull the block adjustment assembly out of the grommet: Make a mark, on the rail, with a hacksaw blade or knife up against adjustment block. This is the MAX TV mark.
6. Make another mark 5/16" from the max mark out on the rail. (Use a 5/16 pan bolt for a gauge.) This is MIN TV mark.
7. Make another mark midway between MAX mark and MIN mark. This mark is average or MID-mark.
8. Unlock the adjustment tab. Set on MID-mark and lock tab. (Push it down into block.) Install into throttle arm grommet and road test.

ROAD TEST

In manual "3", must have 3-2 kickdown at 50 mph (passenger cars).

CARB AND THROTTLE BODY INJECTOR MODELS: Seems to work best with setting between MIN and MID.

PORT INJECTIONI MODELS(Standard): Start with a setting just under MID.

HIGH OUTPUT Port injection models: Start with setting just a hair over MID.

Tech Corner – Ford AOD Adjustment...continued

FORD AOD Automatic Overdrive

ROD TYPE-TV ADJUSTMENT

1. Remove the air cleaner. Have someone floor the gas pedal from inside the car while you bend the THROTTLE cable bracket until the butterfly arm bottoms solidly on its stop.
2. Turn the adjustment screw IN until 13 threads are sticking out the front of the adjuster arm. (Approx. 7/16")
3. Start the engine with the AIR OFF and leave it OFF.
4. While the engine is idling, loosen the adjustment bolt on the arm on the side of the transmission with a 13mm socket one full turn. Push the arm up (towards the top of the vehicle) and gently tighten the bolt.
5. Now go back to the top adjustment and back off 13 turns.
6. Now ROAD TEST. Place the selector in the '3' position and cruise at 45 mph. Floor the throttle, you will have no 3-2 kickdown. Turn the adjuster screw in exactly one turn at a time until you have kickdown at 45 mph. Then, turn the screw in 3 more turns. You will be in the middle of the TV adjustment.
7. Now ROAD TEST for shift feel and timing. You can adjust in or out up to 2 turns to improve shift quality.
8. Replace the air cleaner.

Here's another alternative when needing constant line pressure...

Constant Pressure Valve Body™ UPDATE

Revolutionary TCI® Ford AOD Constant Pressure Valve Body™ guarantees proper transmission line pressure, resulting in firm lock-up of internal clutches and bands. The new TCI® Constant Pressure Valve Body™ is now available for any stock or aftermarket 1980-93 Ford AOD transmissions. This cutting edge new product eliminates the most common installation error made by pros and amateurs alike – improper TV cable adjustment. When the cable is left either unhooked or incorrectly adjusted, the internal clutches and bands slip, causing great internal friction and loss of transmission efficiency. The TCI® Ford AOD Constant Pressure Valve Body™ avoids all of those problems by ensuring proper line pressure, regardless of TV cable position, type of cable brackets or carburetion system. Until now, the TV cable adjustment on 1980-93 Ford AOD transmissions required a substantial amount of mechanical knowledge and ability. Installation of the newly designed TCI® Ford AOD Constant Pressure Valve Body™ allows proper operation while removing slippage, thus avoiding common transmission destruction. While the TV cable still needs connection for proper part-throttle transmission shift operation, the TCI® Ford AOD Constant Pressure Valve Body™ allows more freedom as line pressure is fixed so that there is no chance of a low line pressure condition and the resulting damage to your transmission.

For Sale/Wanted

(Please notify the editor know when your item is sold/found so your ad can be removed.)

Wanted

Need a good grille for a 1955 F series. Call Wally @ (262) 374-9661 (WI)

For Sale



Chaseburg Manufacturing has these cool mailbox toppers and key holders they are now making. For Badgerland F-100 club members, they are only \$15.95 each (normal retail is \$24.95 & up). Currently they have the 48-52 F1 pickups, 53-56 F100 pickups and panels and the Ford unibody design. See Floyd Johnson or call Floyd at (608) 654-5990 to place your order. They come in 3 colors, gray hammered, copper hammered and black finishes.

1962 Ford Econoline Pickup, 250-6, C4 automatic, new paint and more. Asking \$6,000.00.
Call (507) 498-5522 (MN)

1965 F-350 dually, 6 cylinder, 4 speed, TN truck - \$750.00/obo. Call Scott Jackson @ (309) 657-8632 (IL)

(4) Keystone Classic wheels 5 X 5.5 bolt pattern w/spinners and lug nuts - \$100.00.
Call Scott Jackson @ (309) 657-8632 (IL)

1955 F-100 panel truck from NV, complete, no rust. Call Tim Lincoln @ (407) 761-3202 (FL)

1953-1956 Hood Tilt Kits - \$250.00 each. Call Greg Schneider @ (309) 231-3232 (IL)

For Rent (vehicle storage)

I currently have 2 spaces available in a nice clean newer shed with cement floor. Rent is \$45.00/month short term and \$30.00/month long term. For more info, call Ruthanne Koeshall @ (608) 921-1838 (WI)

BADGERLAND F-100'S TRUCK CLUB

APPLICATION FOR MEMBERSHIP

Date _____ Amount Enclosed _____
Name _____ Birthdays (Year Optional) _____
Spouse _____
Child(ren) _____
Address _____
City _____ State _____ Zip Code _____
Home Phone _____ (include area code) E-mail: _____
Cell Phone _____

Would you like to receive your newsletter electronically? YES _____ NO _____

Truck Information

Year _____ Model/Style _____ Color(s) _____
Plate Number _____ State Registered _____

Please describe your truck, condition, points of pride or any special modifications you have made or are planning for the future. Please enclose a photograph of you with your truck for the club scrapbook to help everyone recognize each other at meetings and other club functions. Thank you.

Please bring this application to our next meeting or if you are unable to attend, please mail to our membership chairperson listed on the sheet enclosed in this mailing. If you have any further questions or comments, feel free to contact any of the officers of the club (also listed on sheet enclosed).



SMOKEN PIG EXPRESS

PIG ROAST, BARBEQUES & PARTIES

PIT MASTER: RICK LINSKENS

920-213-2346

www.smokenpigexpress.com

&

Hot Dog Gart



BEST HOT DOG IN TOWN



WOOD and METAL PARTS for Customizing and Restoring Your Pickup

Personal Service and Customer Satisfaction is Our Goal

*Manufacturer
and Supplier of*

**Award
Winning**

**Hardwood and
Stainless Floors
Since 1980**

**'28-'07 Ford
'34-'07 Chevy-GMC
'39-'07 Dodge**

**NEW
COLOR
catalog**



FEATURING:

- Reproduction bed sides, front panels, tailgates and covers, roll pans, crossmembers, box angles, and wood finishing supplies.

- Steel and fiberglass front and rear fenders and running boards, etc.

BRUCE HORKEY'S WOOD & PARTS

46284 440th St. •

• Windom, MN 56101

507-831-5625 • Fax 507-831-0280

www.horkeyswoodandparts.com

**"Thank You" to Bruce Horkey for his continued support of the
Badgerland F100s Truck Club and "Dash to the Dells 20 & 6th Unofficial Panel Nationals"**



You get the trick look of polished A-arms and eliminate the need for strut rods. Compare this package with brands which cost hundreds more. Proven quality now made better. Still just \$1695!



The ultimate Mustang II IFS just got better! Polished stainless A-arms, pro style shock towers and genuine Camaro coilovers. There's NO other comparable deal at just \$1995 hub-to-hub!

CAMPYER



Fat Man Air Ride IFS features our new polished stainless A-arms and genuine AirRide Technologies components. Shocks included. There's NO better air ride deal at \$1995 hub-to-hub!



Stage II, III, IV & V Truck Kits For:
 '25-'79 Ford '94-'97 Chevy/GMC
 '23-'94 Dodge Stakebeds And More!



For 704-545-0369
 800-Campy Road, Highway 210
 Charlotte, North Carolina 28207

Stage II

Stage III

Stage IV

Stage V

Wow! Polished Stainless For The Price Of Plain Steel?

Oh Yeah!

No Kidding-

Only your friends at Fat Man could figure out a way - not only to economically produce these beautiful fully polished upper and lower control arms - But also - pass along the savings to YOU!

One Piece No Welds!

Stage II Coil Spring Plate (Exclusive Fat Man Brothers Spring Seat!)

Stage III Coil Over Spring or Shock Wave Plate

Stage IV AirRide Plate

Now, Every Fat Man Hub-To-Hub Suspension And Complete Chassis Includes These Polished Control Arms, All Stainless Steel Bolts And Plated Cross Shafts At No Additional Cost.

Bolt-In '60-'87 Chevy

Get a 4" to 6" drop without ground clearance problems common with lowered stock suspension! Narrows track by 2" for better tire clearance! Kits include unique Fat Man Mustang II crossmember and our tubular upper control arms. Uses stock Mustang II lower A-arms or our optional custom tubular arms.



Bolt In Kit \$829

Call About Bleed Brake Kits!

Bolt In Kits Available For:
 '60-'82 Chevy/GMC
 '83-'72 Chevy/GMC
 '73-'87 Chevy/GMC

Tubular Lower A-arms \$280

Subframe Tubular Arms

Give your GM subframed truck that nice "tucked in" look with our unique tubular A-arms. Available in narrowed or stock widths for '67-'81 Camaro, '64-'77 Chevelle and '66-'79 Nova subframes. Set of four with ball joints and bushings just \$749.

Narrowed or Stock!



We also have 2-inch dropped spindles for the these cars and subframes:


'66-'87 Chevy From \$250
 '68-'84 Chevy From \$280
 '62-'79 Nova From \$300
 '64-'87 Chevelle From \$320
 '67-'81 Camaro From \$350
 Volare/Corolla From \$380

These spindles require use of disc brakes - And we can provide them!

Complete New Truck Chassis

Jig Built For Precision Fit - All New Materials

If your old classic truck has been "a little over used", the best move you can make is slipping on all new Fat Man chassis under it. If you are piecing together a hot rod truck, a complete Fat Man IFS chassis will make the process faster and more enjoyable. We can supply a nice "roller" chassis starting at \$5395 depending on equipment and accessories.



704-545-0369

Mon-Thurs 9am-5pm EST - Fri 9am-12 noon

FAT MAN FABRICATIONS
 www.fatmanfab.com





New product of the year
2000

VISIBOLTS® is a trademark of Classic Safety Products, Inc. US patent D422202.

All Visibolts® are solid Stainless Steel and:

- Have clear, flush lenses and appear stock unlit.
- Require only one wire hook-up (self grounding).
- May be used with the dual brightness modules™ that allow your Visibolts™ to operate at two brightness levels for marker and stop/turn enhancement.
- Require no harness modification, simply tap into desired source.
- Produce no heat, draw miniscule power and are vibration proof for long distance service.

Carriage Style

Thread size x length

available:

1/4-28 x 1/2

1/4-28 x 3/4

3/8-16 x 1

7/16-14 x 1-1/2

1/2-13 x 1-1/4



Colors

All sizes available in:
Red, Amber & White

1/4 & 3/8 sizes also
available in:
Blue & Green

All bolts are self-grounding
and include ss nuts & washers

Universal bolts (without carriage)
available in 1/2 x 1-1/4"

Oval Heads

Red, Amber, & White



7/16"
33-40 Ford

1/2"
36-41 Chevy



Visibolts® used as side marker lamps

In stock bolt location. No drilling

Manufactured and Distributed by

Classic Auto Products LLC

Argyle, WI

For more information, visit us at

www.visibolt.com

classicauto@visibolt.com

608-214-5031

OR 608-543-3593



Available colors
Red, Amber, Blue, & Green

1/4 x 1/2 Socket Head Visibolts
Perfect for dash indicators