

F at F enders F lyer

October 2008



Badgerland F100 Truck Club
C/O Rick Pribbenow
206 Maple Street
Sauk City, WI 53583

Badgerland F100's Truck Club

Honoring trucks from 1948-1972

The Club Website is: www.badgerlandf100s.com

Current Club Officers*

President*	Mike Connor – 2315 S. Syene Road, Madison, WI 53711 Phone (608) 274-6257 mikeconnor@charter.net
Vice President*	Dave Farmer – 205 N. Marietta Street, Verona, WI 53593 Phone (608) 845-6014 fordee8@yahoo.com
Secretary*	Rick Pribbenow – 206 Maple Street, Sauk City, WI 53583 Phone (608) 643-2544 riknroz@charter.net
Treasurer*	Chris Connor – 2315 S. Syene Road, Madison, WI 53711 Phone (608) 274-6257 mikeconnor@charter.net
Newsletter Editor	Rick Pribbenow – 206 Maple Street, Sauk City, WI 53583 Phone (608) 643-2544 riknroz@charter.net

In this month's newsletter:

Page 3	Club Meetings, Shows/Swap Meets, Birthdays
Page 4	September Meeting Minutes, King of the Month, The Next Meeting
Page 5	From Our President
Page 6	From Our Vice President
Page 7	Dash to the Dells 19 Donation List
Page 8	Dash to the Dells 19 Award Winners
Page 9	Dash to the Dells 19 Award Winners
Page 10	Dash to the Dells 19 Award Winners, Photos
Page 11	Dash to the Dells 19 Photos
Page 12	Dash to the Dells 19 Photos
Page 13	In The Garage
Page 14	In The Garage - continued
Page 15	Parts Wanted, For Sale
Page 16	For Sale, Advertisers
Page 17	Advertisers

Send your article contributions, for sale or want ads, car/truck show dates, birthdays or events to the newsletter editor:

Rick Pribbenow
206 Maple Street
Sauk City, WI 53583

Or email them to riknroz@charter.net

Club Meetings

October Hosted by Rick & Lisa Linskens, Menasha, WI
November To be determined

Car & Truck Shows/Swap Meets

Note: Please contact the Editor if you have show information you would like posted in the newsletter.

10/12 Hunnert Car Pileup @ Morris, IL
10/24-10/26 Goodguys @ Lowes Motor Speedway – Charlotte, NC

The following websites have more information and show locations:

www.olderide.com/events/wisconsin.html

www.wisconsincollectorcar.com

www.carshowguide.com

Birthdays

October

Sean Connor 10/02
Bruce Wilking 10/24
Mark Favor 10/27

November

Leni Bitter 11/02
Trevor Rush 11/10
Mallory Favor 11/11
Jan Guthrie 11/15
Rachel Hilgers 11/18
Buck Guthrie 11/18

November

Dustyn Brown 11/19
Jeremy Mc Dermott 11/20
Jason Mc Dermott 11/20
David Mc Dermott 11/21
Nola Jackson 11/22
Lisa Linskens 11/24

Found at the Dash

To claim, call Mike Connor at (608) 274-6257



September Meeting Minutes

There was no meeting held for September. Dash to the Dells 19 took its place.

King of the Month



Ruthanne Koeshall remains "King of the Month" for September.

The Next Meeting...

The next meeting will be at the home of Rick & Lisa Linskens, Saturday, October 18th in Menasha, WI. Lunch will be served at 1pm with the meeting to follow. Bring chairs to sit on, your favorite beverage and any photos of Dash 19 if you have some.

Directions:

From the South (Madison) take Hwy 151 North to Hwy 26 North – (DON'T SPEED through Rosendale) to Hwy 41 North. Take 441 North and exit Racine Street (P) and go Right at the bottom of the ramp. At the third stoplight (3rd Street), turn Right. Go 2 blocks to next stoplight, (Tayco Street) and turn Left. Go three blocks then turn Right. We are the first house off the corner on the Right. Our address is 240 Broad Street.

If you get lost call Rick Linskens at 920-213-2346.

Want to become a member of The Badgerland F-100 Truck Club?

Ask any current club member for information or call Chris Connor at (608) 274-6257.

From Our President

Hey Truckers,

Hope you were able to make it to the Dash to the Dells 19 and the 5th Annual Unofficial Panel Nationals. It sure is great to see some old and new friends and members. I hope you enjoyed the new location at the Great Wolf. If you have any suggestions or comments please let us know.

Fridays cruise went well for most of the truckers. Seems we had some out of state people that were touring the countryside for a while solo before finding their way back to the motel. For the ones brave enough, (Nick Peiffer), there were some pretty serious drivers out on the Dells Raceway Park putting the hammer down. It sure was fun to be 16 years old again, even if it was only for a few laps at a time. Some of the guys were even doing burnouts in the infield pits water puddles. From where I was standing it looked like a lot of fun.

I agree, the weather was a little drippy on Saturday but it didn't seem to dampen any spirits at the show. There were some great looking trucks there. We had a few nice specimens for sale, and a ton of bench racing going on all day. I was able to chat with several of you, thanks for coming. I hope everyone enjoyed the homemade trophies. The winners deserved them. Thanks much to all the trophy builders and the Trophy Chair Wally Zeien. Thanks to the Registration Chairs, Julie and Dave Farmer. Thank you to the Door Prize Chairs, Ros and Rick Pribbenow and all the people that solicited prizes from vendors. Thanks to Barb and Roger McDermott for the show publicity, and Nola and Scott Jackson for volunteering to provide their Expedition for the runs downtown to the craft show. Thanks to Greg Masters and Wally for putting the valve cover race track together for the contestants. Thanks to Cindy and Mark Favor for hauling and storing the track. Thanks to Julie and Erin Zeien for entertaining the children for a while although I think Julie had as much fun as the kids. Thanks to Keith Barth for running the Hot Wheels racing. Thanks so much to all the volunteers that make the show run smoothly; we couldn't have the show without you.

I'm so glad that no one was injured in the accident that took place on the way to the show. I felt so bad that it happened. Godspeed in getting the trucks fixed Greg Masters and John Ohman. It was neat to see Jackie running it around the racetrack, even if it was bent up a little.

If you are a member and didn't attend you should start making plans to attend the 20th Dash and 6th Annual Unofficial Panel Nationals next year. We need **all** the members to attend next year and make it the biggest show we have ever put on.

Until we meet again,
HAMMER DOWN!

Mike



From Our Vice President

Dear Badgerlandians,

Another successful Dash to the Dells is behind us, and now I may be able to get back to the duties of Vice President. The first order of business will be to see if I can stay on track and write as many letters as I am supposed to. To start this off I wish to thank all the people who helped out with the show. **"THANK YOU"**. I wish to specifically thank my wife who did all the real work preparing the registration forms. As many of you know, "me not so smart on compooter". Wally also deserves a nod for coming on board as trophy chair so late in the game for us, as well as JPJ for doing the kids' games. I would especially like to thank JPJ's sister for **NOT** coming to the show and saving my life.

Now I'm sure you all know what's coming next. We need volunteers for next year as soon as we can get them. It would be nice to not have to beg for volunteers so late into the planning stages. Almost every comment I have heard about the new location have been very positive. The few negative things I have heard have been mostly due to misunderstandings or communication issues. My impression though, is that everyone likes the new spot. We may have to tweak some things for next year, but as you all know, Mike is a talented negotiator.

After spending the weekend with friends, old and new, I once again have caught the building bug. Unfortunately my building is not very conducive for building. Also, unfortunate is the fact that my bank account has not been building so building a building for building is out of the question even though my building desire for building a building for building to, for, wow! Building overload.

Next year will be the 20th year for this show so we should try to make it extra special (too bad we used the best art this year). Start thinking about things you would like to see at the show and let an officer know so we can try to make this the best Dash yet. **UNDER NO CIRCUMSTANCES INVITE JPJ'S SISTER!!!** After seeing Troy Djuren on the cruise, I thought we should have a Limbo contest, of course with a waiver much like the one for the race track. The return of some adult games might be nice. Those of you who saw the lawn chair drags recall how painful an engine failure can be even if it's just vocal. Oh yeah, engine failure reminds me that we should all start getting ready for the winter banquet in March. I know that Greg Masters and Scott Jackson are looking forward to it almost as much as I am. Well this is a good start, see you at a meeting.

Dave Farmer, Vice President



Dash to the Dells 19 Donations List

Fatman Fabrications
Vintage Air
Bruce Horkey's Wood and Parts
Pro's Pick
Great Wolf Lodge
Cyberdyne
Master Power Brakes
Painless performance
Ididit
Auto Custom Carpets
Classic Performance Products
Borgeson Universal Company
Crane Cams
National Parts Depot
Classic Auto Products, LLC
Auto Krafters
Rock Auto, LLC
Gardner Wescott
C&G Early Ford Parts
Heidt's Hot Rod Shop
Eastwood Company
Mid Fifty F-100 Parts
Parr Automotive
K&N Engineering
Summit Racing
Classic Auto Air
Prestolite Performance
Yogi's
Bitchin' Products
Show-Me F-100's Truck Club
Twin City F-100's Truck Club
Goodguys
Backyard Buddy
Lincoln Electric
Holley Performance Products
Meguiar's
TCI
Mar-K
Pat Ford Promotions
Mac's Antique Auto Parts
MSD
Sanderson Headers
William's Low Buck Tools

Grant
Specialty Power Windows
Wollersheim Winery
My Mechanic Auto Repair, LLC
Peterson Auto Parts (Carquest)
Benchmark Classics
NAPA – Verona Auto Parts
Collins Automotive
Wilmot Auto Service, Inc.
MEE Material Handling
MATCO Tools
Performance Engine Service
NAPA – Greenway – Madison
A1 Transmission
Express Automotive
Engelhart
Body Shop Supply
AMS
Pomp's Tire
Benjamin Plumbing
Chaseburg Manufacturing
Sauk-Prairie Harley Davidson
LMC Truck
Quality Ford – Viroqua
G & F Distributing
Racing Collectibles
Jeff Burnett
Bill & Mary Lu Hinkle
Rick & Ros Pribbenow
Mike & Chris Connor
Megan Blanchard
Sean Connor
Dave & Julie Farmer
Greg Masters
Bruce & Darla Bordner
Mark & Cindy Favor
Bruce Wilking & Karen Melson
Floyd & Rita Johnson
Wally & Julie Zeien
Gilbert Arroyo
Ruthanne Koeshall
Jeff & Crystal Mundt
Rick & Lisa Linskens

Dash to the Dells Award Winners

<u>Trophy Name</u>	<u>Made By</u>	<u>Awarded To (Person/Truck)</u>
Kid's Choice	Wally Zeien	David Horne/'53 F-100 Gulf Tow Truck
That's Cool	Wally Zeien	Terry VanHousen/'55 F-100 Pickup
Club Participation	Dave Farmer	Twin City F-100 Truck Club (5 trucks)
Fun F-1	Dave Farmer	George Ketterer/'50 F-1 Pickup
Family	Dave Kerznar	Jeff Burnett/'55 F-250 Pickup Lori Burnett/'67 F-100 Pickup Bill & Bunnie Burnett/'59 F-100 Pickup
Non-Ford	Dave Kerznar	Charles Theis/'47 International Pickup
Coolest Flames	John Ohman	Bob Roberts/'55 F-100 Pickup
Slick 60's	Greg Masters	Al Dwyer/'65 F-100 Pickup
40 th Anniversary	Keith Barth	Floyd Johnson/'68 F-350 Flatbed
Nice Dice	Deanna Malin	Mike Kasel/'51 F-1 Panel
Best Unfinished	Rick Pribbenow	Roger McDermott/'50 F-1 Pickup
Coolest Panel	Rick Pribbenow	Buck Guthrie/'52 F-1 Panel
Eye Catcher	Bruce Bordner	Tom & Jan Taylor/'52 F-1 Pickup
WOW	Dean Malin	David Horne/'53 F-100 Gulf Tow Truck
Bitchin' Barn Doors	Mike Connor	Larry Devon/'51 F-1 Panel
Hard Luck	Mike Connor	Greg Masters/'66 F-100 Pickup
Lowest Ride	Rick Linskens	Larry & Kathy Meyer/'54 F-100 Pickup
Trick Tailgate	Chris Connor	Tom & Bonnie Cantillon/'56 F-100 Pickup
Dash to Die For	Chris Connor	Howard Hultman/'52 F-1 Pickup

Dash to the Dells Award Winners

<u>Trophy Name</u>	<u>Made By</u>	<u>Awarded To (Person/Truck)</u>
Kool Kut	Mike Connor	Lance & Sarah Fahey/'61 F-100 Pickup
1 Bad Bread Box	Mike Connor	John Huber/'47 Ford Panel
Rock Solid Truck	Floyd Johnson	Rob Himmelman/'54 F-100 4X4 Pickup
Most Cubes	Floyd Johnson	Larry Southard/'55 F-100 Pickup
Bug Killer	Floyd Johnson	Jim Ubersox/'78 F-250 Pickup
200V8	Greg Masters	Tim & Darlene Zellmer/'48 F-1 Pickup
Neat Engineering	Mike Connor	Joan & Glenn Winkelman/'56 F-100 PU
60 th Anniversary	Chris Connor	Jim Higginbotham/'48 F-1 Pickup
Outstanding Bed	Bruce Horkey	Howard Hultman/'52 F-1 Pickup
Great Wolf Pick	Great Wolf Lodge	Howard Hultman/'52 F-1 Pickup

Valve Cover Races – Adults

(Trophies all made by Rick Linskens)

Valve Cover – 1 st	Wally Zeien
Valve Cover – 2 nd	Rick Linskens
Valve Cover – 3 rd	Keith Broderick

Valve Cover Races - Kids

(Trophies all made by Rick Linskens)

Valve Cover – 1 st	Sadie Schneider
Valve Cover – 2 nd	Willie Barth
Valve Cover – 3 rd	Tyler Barth

Hot Wheels Races – Adults

(Trophies all made by Rick Linskens)

Hot Wheels – 1st

Hot Wheels – 2nd

Hot Wheels – 3rd

Lisa Linskens

Dennis Grundtner

Lloyd Turner

Hot Wheels Races - Kids

(Trophies all made by Rick Linskens)

Hot Wheels – 1st

Hot Wheels – 2nd

Hot Wheels – 3rd

Shane Hilgers

Sadie Schneider

Isaac Barth

Club Photos – Dash to the Dells 19...Truck Cruise



Line up...



...It's time to cruise!



Cruising Devil's Lake State Park.



Filling the parking lot at Ski-Hi Apple Orchard.

Club Photos – Dash to the Dells 19...Dells Raceway Park



Time to make laps...



...Like Mike in his '56.



Al's getting faster in his purple F-100.



Lance & Sarah Fahey take their turn.



Howard Hultman has the Hammer Down!



Trevor Rush has found his line.

Club Photos – Dash to the Dells 19...Dells Raceway Park



Greg Masters' wounded '66 in Victory Lane.



Nick "Hammer Down" Peiffer and his '56.



Rick & Ros Pribbenow with their '72 bumpside.



Bruce Wilking & Karen Melson in Victory Lane.

Club Photos – Dash to the Dells 19...F-100 Truck Show



Home-made trophies from club members.



Wet trucks but no dampened spirits!

Club Photos – Dash to the Dells 19...F-100 Truck Show



No tow too low.



Nice metal scenery...all shapes and sizes.



Assorted panel trucks from 1947-1956.

Badgerland Honorary Cheeseheads



Honorary Cheeseheads – a Badgerland tradition.

In the Garage

Fellow members:

It's that time of year again! You know that white stuff is coming soon so I have compiled a few tips for storage of your trucks. I hope all or part of this will help you.

Find a storage place

Find a good clean, dry, secure location to store your truck, like a truck cave (garage). A garage/storage area with a concrete floor is ideal. Once your truck is ready to be put into storage, you must prepare the storage area. First step will be to sweep the floor and clean all around. After the garage/storage area is clean, lay down a plastic sheet where you will be parking your truck. The reason you should have a plastic sheet is to prevent fluid transfers in both directions-prevent moisture from rising from below the truck, and prevent vehicle fluids from staining the cement.

Interior

Clean the interior thoroughly. Clean the glass, vacuum the truck, dig in between the seats to see what's there, and get into all the nooks and crannies. Why? Well there's no time like the present and besides, when spring comes along, you want to be able to drive your truck, not scrub it. Make sure everything is clean and when you're done, put in some cheap dryer sheets-something you like the smell of. I wouldn't recommend using mothballs since the smell is hard to get rid of.

Exterior

Wash and wax your truck to provide an extra layer of protection for your paint.

Seal any openings

Seal up the exhaust tips to prevent any corrosion inside the system, but more importantly, to keep mice, bugs and other pests out. Make sure all windows, vents, and any other openings that may exist are closed. You don't want your vehicle to become a winter home to unwanted pests so seal everything up and periodically check under, in, and around your truck to make sure nothing has found a new winter home. The only thing worse than finding a rodent in your truck, is finding him after he's been in there for a few months.

Gas and Oil

Change the oil and filter so that no contaminants are left behind. Add fuel stabilizer to your gas prior to filling the tank so that it mixes well. Run the engine long enough so that the stabilized gas makes it through the entire fuel system. Topping up your tank will help to prevent corrosion and adding a stabilizer will make sure your gas remains gas and doesn't turn into gunk.

Get ready to store

When all maintenance and cleaning items have been done, you are now ready to position the truck for storage. Start by parking the truck on the plastic sheet. The reason you should have a waterproof sheet is to prevent fluid transfers in both directions-prevent moisture from rising from below the truck, and prevent vehicle fluids from staining the cement. The next step will be to plug the tailpipe(s) with steel wool. This will prevent rodents and other critters from using your exhaust system as a winter home. Depending on your vehicle's intake system, you should also plug any remaining orifices with steel wool. Do not set the parking brake as the brake pads could become fused to the rear drums/rotors over the winter. Next, remove the vehicle's battery or turn off power with a battery shut-off.

Continued on next page

In the Garage - continued

Cover your vehicle

Cover your vehicle with a quality truck cover that allows air to circulate. Plastic sheeting is not recommended as it keeps moisture in and can stick to your paint. A good truck cover will protect your truck from dust, scratches, and ultraviolet light. The ideal truck cover for garage storage will be permeable material that breathes (not a tarp) and is somewhat thick. There are a large number of aftermarket truck covers available - don't go cheap-it will be protecting your investment!

That's it! You're done. Now comes the worst part - the waiting. After a long 5-6 months, your truck will be ready to run free once again.

Don't forget about your truck over the winter

Periodically check on your vehicle to make sure it's safe and secure. Check underneath, under the hood, and inside for fluid leaks or unwanted guests. Putting your vehicle away for the winter accomplishes one objective - preserving your truck and your investment. Take the time to do it properly. You'll be glad you did.

Reminder...

Check your insurance and be sure your truck is covered. Your insurer should know the value of the truck and if the truck is kept at a separate storage facility. Take current pictures of the vehicle.

As always, your club members are a great source for information, locating parts or a helping hand. Call one sometime or arrange for a work party. You'll be glad you did!

See you down the road!

Rick Pribbenow

For Sale/Wanted

Parts Wanted

Need 1954 F100 front fenders, running boards and a seat. Call Floyd Johnson at (608) 654-5990 (WI)

Want big back window '56 cab with rear glass and trim. Call Dan McDonald with price and condition at (608) 643-8385 or cell (608) 963-0090 (WI)

For Sale

2000# engine hoist (not a fold up unit) - \$100.00, and X-type motorcycle lift (only used twice) - \$45.00. Call John & Jolene Ohman at (815) 867-0643 (IL)


I have a solid 53 panel F100 that I want to find a nice loving home for. The panel has mustang II suspension, 351 Windsor, C6, power brakes and power steering, EZ wiring, Edlebrock intake and carb, MSD ignition, comp cam, and much much more. My interests have changed and need the \$ and garage space. Call Curtis Bailey at (320) 839-2609 (MN)

For Sale

1961-63 F-100/250 Unibody big back window cab section complete with glass and stainless trim. Call Dan McDonald at (608) 643-8385 or cell (608) 963-0090 (WI)



Complete running 1979 Ford Bronco chassis (66K), 351M/400, C6, P205 transfer case, 9" rears, and older style turbine wheels with 31-10.5 X 15 tires. Asking \$650.00 or best offer. Also, 1956 F-100 cab, doors, fenders & hood. Call Rick Pribbenow at (608) 643-2544 (WI)



Manufacturer and Supplier of Parts for Customizing and Restoring Your Pickup

- Specializing in bed wood, steel and stainless skid strips, bolt sets and finishing supplies.
- Reproduction bed sides, front panels, tailgates and covers, roll pans, crossmembers, box angles, etc.
- Fiberglass front and rear fenders and running boards.

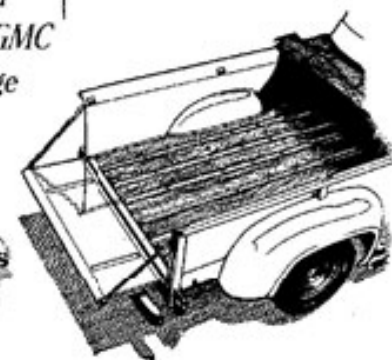
Send for your NEW COLOR catalog - \$4.00

BRUCE HORKEY'S WOOD & PARTS

Dept. B, 46284 440th St., Windom, MN 56101
507-831-5625 • Fax 507-831-0280
woodandparts@yahoo.com

*'28-'04 Ford
'34-'04 Chevy-GMC
'39-'04 Dodge*

Award Winning Hardwood and Stainless Floors



**“Thank You” to Bruce Horkey for his continued support of the
Badgerland F100s Truck Club and “Dash to the Dells 19 & 5th Unofficial Panel Nationals”**



Big Brakes At
No Extra Cost!

You get the trick look of polished A-arms and eliminate the need for strut rods. Compare this package with brands which cost hundreds more. Proven quality now made better. Still just \$1695!



Easiest System
To Adjust!

The ultimate Mustang II IFS just got better! Polished stainless A-arms, pro style shock towers and genuine Camaro coilovers. There's NO other comparable deal at just \$1995 hub-to-hub!

CARRERA
Performance



Compressor
Systems Available

Fat Man Air Ride IFS features our new polished stainless A-arms and genuine AirRide Technologies components. Shocks included. There's NO better air ride deal at \$1995 hub-to-hub!



Our stage V system incorporates the newest AirRide Technologies ShockWave 9000 aluminum air springs and HAL shocks for the ultimate in comfort and ride height adjustability. Call for specific applications. Starting from \$2595

Stage II, III, IV & V Truck Kits For:
'25-'79 Ford '34-'87 Chevy/GMC
'33-'84 Dodge International And More!

\$3 Fat Man Catalog



For 704-545-0369
1000-C Parkway Road, Hickory, NC
Charlotte, North Carolina 28227

Stage II

Stage III

Stage IV

Stage V

Wow! Polished Stainless For The Price Of Plain Steel?

Oh Yeah!

No Kidding-

Only your friends at Fat Man could figure out a way - not only to economically produce these beautiful fully polished upper and lower control arms - But also - pass along the savings to YOU!

One Piece No Welds!

Stage II Coil Spring Plate (Exclusive Fat Man Urethane Spring Seat!)

Stage III Coil Over Spring or Shock Wave Plate

Stage IV AirRide Plate

Now, Every Fat Man Hub-To-Hub Suspension And Complete Chassis Includes These Polished Control Arms, All Stainless Steel Bolts And Plated Cross Shafts At No Additional Cost.

Bolt-In '60-'87 Chevy

Get a 4" to 6" drop without ground clearance problems common with lowered stock suspension! Narrows track by 2" for better tire clearance. Kits include unique Fat Man Mustang II crossmember and our tubular upper control arms. Uses stock Mustang II lower A-arms or our optional custom tubular arms.



Bolt In Kit
\$829

Call About Disc Brake Kits!

Bolt In Kits Available For:
'60-'82 Chevy/GMC
'83-'72 Chevy/GMC
'73-'87 Chevy/GMC

Tubular Lower A-arms \$288

Subframe Tubular Arms

Give your GM subframed truck that nice "tucked in" look with our unique tubular A-arms. Available in narrowed or stock widths for '67-'81 Camaro, '64-'77 Chevelle, and '66-'79 Nova subframes. Set of four with ball joints and bushings just \$749.

Narrowed or Stock!



We also have 2-inch dropped spindles for the these cars and subframes:

'64-'87 Chevy From \$249
'64-'84 Chevy From \$249
'62-'79 Nova From \$249
'64-'87 Chevelle From \$229
'67-'81 Camaro From \$249
Volvo/Corolla From \$249


These spindles require use of disc brakes - And we can provide them!

Complete New Truck Chassis

Jig Built For Precision Fit - All New Materials

If your old classic truck has been "a little over used", the best move you can make is slipping an all new Fat Man chassis under it. If you are piecing together a hot rod truck, a complete Fat Man chassis will make the process faster and more enjoyable. We can supply a nice "toller" chassis starting at \$5395 depending on equipment and accessories.

'35-'86 Ford F-100
'61-'86 Ford F-100
'47-'59 Chevy/GMC



\$2,495.00 for fully welded bare frame

704-545-0369

Mon-Thurs 9am-5pm EST Fri-Sat 12 noon

FAT MAN FABRICATIONS

www.fatmanfab.com

